

Informe de seguimiento operativo por microrregión y Coordinación de Zona

Marzo 2020



San Francisco de Campeche, Campeche.

Instituto Estatal de la Educación para los Adultos
Departamento de Planeación y Seguimiento Operativo
Oficina de Evaluación, Información y Seguimiento



Estatad

Marzo

| Desempeño | | |
|------------|------|-------|
| Óptimo | 100% | o más |
| Bueno | 90% | 99.9% |
| Regular | 70% | 89.9% |
| Deficiente | 0% | 69.9% |

Microrregión Indígena Bilingüe

| Estatad | | Atención | | | | Incorporación | | | | ALFABETIZACIÓN (UCN INICIAL) | | | | UCN PRIMARIA | | | | UCN SECUNDARIA | | | | UCN'S | | | |
|--------------|----------------------|--------------|--------------|--------------|-------------|---------------|------------|-------------|-----------|------------------------------|-----------|-------------|-----------|--------------|-----------|-------------|-----------|----------------|------------|-------------|-----------|------------|------------|-------------|-----------|
| CZ | Delegación Municipal | Meta | Logro | Efic. % | Desv. | Meta | Logro | Efic. % | Desv. | Meta | Logro | Efic. % | Desv. | Meta | Logro | Efic. % | Desv. | Meta | Logro | Efic. % | Desv. | Meta | Logro | Efic. % | Desv. |
| 1 | Calkiní | 339 | 356 | 105.3 | -17 | 37 | 10 | 27.0 | 27 | 4 | 4 | 100.0 | 0 | 7 | 2 | 28.6 | 5 | 9 | 13 | 144.4 | -4 | 20 | 19 | 95.0 | 1 |
| 2 | Campeche | 885 | 932 | 105.3 | -47 | 100 | 95 | 95.0 | 5 | 8 | 3 | 37.5 | 5 | 16 | 8 | 50.0 | 8 | 49 | 29 | 59.2 | 20 | 73 | 40 | 54.8 | 33 |
| 3 | Hopelchén | 318 | 384 | 120.8 | -66 | 30 | 11 | 36.7 | 19 | 1 | 2 | 200.0 | -1 | 4 | 5 | 125.0 | -1 | 10 | 7 | 70.0 | 3 | 15 | 14 | 93.3 | 1 |
| 4 | Champotón | 467 | 808 | 173.0 | -341 | 73 | 55 | 75.3 | 18 | 10 | 3 | 30.0 | 7 | 7 | 7 | 100.0 | 0 | 20 | 8 | 40.0 | 12 | 37 | 18 | 48.6 | 19 |
| 5 | Escárcega | 360 | 465 | 129.2 | -105 | 47 | 45 | 95.7 | 2 | 3 | 0 | 0.0 | 3 | 9 | 5 | 55.6 | 4 | 23 | 22 | 95.7 | 1 | 35 | 27 | 77.1 | 8 |
| 6 | Candelaria | 399 | 386 | 96.7 | 13 | 46 | 50 | 108.7 | -4 | 4 | 0 | 0.0 | 4 | 8 | 6 | 75.0 | 2 | 23 | 14 | 60.9 | 9 | 35 | 20 | 57.1 | 15 |
| 7 | Carmen | 1,087 | 1,213 | 111.6 | -126 | 96 | 135 | 140.6 | -39 | 10 | 15 | 150.0 | -5 | 15 | 18 | 120.0 | -3 | 41 | 64 | 156.1 | -23 | 66 | 97 | 147.0 | -31 |
| 8 | Calakmul | 103 | 164 | 159.2 | -61 | 31 | 15 | 48.4 | 16 | 1 | 0 | 0.0 | 1 | 5 | 3 | 60.0 | 2 | 12 | 2 | 16.7 | 10 | 18 | 5 | 27.8 | 13 |
| 9 | Palizada | 125 | 82 | 65.6 | 43 | 8 | 0 | 0.0 | 8 | 0 | 0 | - | 0 | 0 | 0 | - | 0 | 0 | 0 | - | 0 | 0 | 0 | - | 0 |
| 10 | Tenabo | 67 | 79 | 117.9 | -12 | 3 | 4 | 133.3 | -1 | 1 | 2 | 200.0 | -1 | 0 | 1 | - | -1 | 1 | 2 | 200.0 | -1 | 2 | 5 | 250.0 | -3 |
| 11 | Hechelchakán | 296 | 384 | 129.7 | -88 | 29 | 26 | 89.7 | 3 | 1 | 0 | 0.0 | 1 | 7 | 4 | 57.1 | 3 | 22 | 21 | 95.5 | 1 | 30 | 25 | 83.3 | 5 |
| Total | | 4,446 | 5,253 | 118.2 | -807 | 500 | 446 | 89.2 | 54 | 43 | 29 | 67.4 | 14 | 78 | 59 | 75.6 | 19 | 210 | 182 | 86.7 | 28 | 331 | 270 | 81.6 | 61 |

Enero-Marzo

| Estatad | | Atención | | | | Incorporación | | | | ALFABETIZACIÓN (UCN INICIAL) | | | | UCN PRIMARIA | | | | UCN SECUNDARIA | | | | UCN'S | | | |
|--------------|----------------------|--------------|--------------|--------------|-------------|---------------|--------------|--------------|------------|------------------------------|-----------|-------------|-----------|--------------|------------|-------------|-----------|----------------|------------|-------------|-----------|------------|------------|-------------|------------|
| CZ | Delegación Municipal | Meta | Logro | Efic. % | Desv. | Meta | Logro | Efic. % | Desv. | Meta | Logro | Efic. % | Desv. | Meta | Logro | Efic. % | Desv. | Meta | Logro | Efic. % | Desv. | Meta | Logro | Efic. % | Desv. |
| 1 | Calkiní | 339 | 356 | 105.0 | -17 | 48 | 49 | 102.1 | -1 | 4 | 10 | 250.0 | -6 | 27 | 11 | 40.7 | 16 | 43 | 28 | 65.1 | 15 | 74 | 49 | 66.2 | 25 |
| 2 | Campeche | 885 | 932 | 105.3 | -47 | 311 | 273 | 87.8 | 38 | 27 | 10 | 37.0 | 17 | 46 | 32 | 69.6 | 14 | 148 | 99 | 66.9 | 49 | 221 | 141 | 63.8 | 80 |
| 3 | Hopelchén | 318 | 384 | 120.8 | -66 | 53 | 42 | 79.2 | 11 | 4 | 3 | 75.0 | 1 | 23 | 19 | 82.6 | 4 | 22 | 30 | 136.4 | -8 | 49 | 52 | 106.1 | -3 |
| 4 | Champotón | 467 | 808 | 173.0 | -341 | 201 | 217 | 108.0 | -16 | 19 | 13 | 68.4 | 6 | 35 | 30 | 85.7 | 5 | 69 | 47 | 68.1 | 22 | 123 | 90 | 73.2 | 33 |
| 5 | Escárcega | 360 | 465 | 129.2 | -105 | 111 | 97 | 87.4 | 14 | 4 | 1 | 25.0 | 3 | 17 | 18 | 105.9 | -1 | 59 | 61 | 103.4 | -2 | 80 | 80 | 100.0 | 0 |
| 6 | Candelaria | 399 | 386 | 96.7 | 13 | 83 | 106 | 127.7 | -23 | 4 | 0 | 0.0 | 4 | 12 | 13 | 108.3 | -1 | 43 | 34 | 79.1 | 9 | 59 | 47 | 79.7 | 12 |
| 7 | Carmen | 1,087 | 1,213 | 111.6 | -126 | 203 | 306 | 150.7 | -103 | 19 | 23 | 121.1 | -4 | 48 | 63 | 131.3 | -15 | 147 | 163 | 110.9 | -16 | 214 | 249 | 116.4 | -35 |
| 8 | Calakmul | 103 | 164 | 159.2 | -61 | 55 | 49 | 89.1 | 6 | 1 | 0 | 0.0 | 1 | 11 | 8 | 72.7 | 3 | 30 | 18 | 60.0 | 12 | 42 | 26 | 61.9 | 16 |
| 9 | Palizada | 125 | 82 | 65.6 | 43 | 18 | 8 | 44.4 | 10 | 0 | 0 | - | 0 | 4 | 0 | 0.0 | 4 | 4 | 4 | 100.0 | 0 | 8 | 4 | 50.0 | 4 |
| 10 | Tenabo | 67 | 79 | 117.9 | -12 | 3 | 8 | 266.7 | -5 | 3 | 3 | 100.0 | 0 | 3 | 3 | 100.0 | 0 | 4 | 3 | 75.0 | 1 | 10 | 9 | 90.0 | 1 |
| 11 | Hechelchakán | 296 | 384 | 129.7 | -88 | 55 | 85 | 154.5 | -30 | 3 | 2 | 66.7 | 1 | 25 | 20 | 80.0 | 5 | 42 | 50 | 119.0 | -8 | 70 | 72 | 102.9 | -2 |
| Total | | 4,446 | 5,253 | 118.2 | -807 | 1,141 | 1,240 | 108.7 | -99 | 88 | 65 | 73.9 | 23 | 251 | 217 | 86.5 | 34 | 611 | 537 | 87.9 | 74 | 950 | 819 | 86.2 | 131 |

Avance anual


| Estatad | | Atención | | | | Incorporación | | | | ALFABETIZACIÓN (UCN INICIAL) | | | | UCN PRIMARIA | | | | UCN SECUNDARIA | | | | UCN'S | | | |
|--------------|----------------------|--------------|--------------|-------------|--------------|---------------|--------------|-------------|--------------|------------------------------|-----------|------------|--------------|--------------|------------|-------------|--------------|----------------|------------|-------------|--------------|--------------|------------|-------------|--------------|
| CZ | Delegación Municipal | Meta | Logro | Efic. % | Desv. | Meta | Logro | Efic. % | Desv. | Meta | Logro | Efic. % | Desv. | Meta | Logro | Efic. % | Desv. | Meta | Logro | Efic. % | Desv. | Meta | Logro | Efic. % | Desv. |
| 1 | Calkiní | 651 | 356 | 54.7 | 295 | 510 | 49 | 9.6 | 461 | 88 | 10 | 11.4 | 78 | 105 | 11 | 10.5 | 94 | 227 | 28 | 12.3 | 199 | 420 | 49 | 11.7 | 371 |
| 2 | Campeche | 1,963 | 932 | 47.5 | 1,031 | 1,534 | 273 | 17.8 | 1,261 | 230 | 10 | 4.3 | 220 | 309 | 32 | 10.4 | 277 | 744 | 99 | 13.3 | 645 | 1,283 | 141 | 11.0 | 1,142 |
| 3 | Hopelchén | 849 | 384 | 45.2 | 465 | 664 | 42 | 6.3 | 622 | 116 | 3 | 2.6 | 113 | 123 | 19 | 15.4 | 104 | 268 | 30 | 11.2 | 238 | 507 | 52 | 10.3 | 455 |
| 4 | Champotón | 1,242 | 808 | 65.1 | 434 | 971 | 217 | 22.3 | 754 | 128 | 13 | 10.2 | 115 | 185 | 30 | 16.2 | 155 | 502 | 47 | 9.4 | 455 | 815 | 90 | 11.0 | 725 |
| 5 | Escárcega | 962 | 465 | 48.3 | 497 | 752 | 97 | 12.9 | 655 | 103 | 1 | 1.0 | 102 | 142 | 18 | 12.7 | 124 | 395 | 61 | 15.4 | 334 | 640 | 80 | 12.5 | 560 |
| 6 | Candelaria | 968 | 386 | 39.9 | 582 | 755 | 106 | 14.0 | 649 | 99 | 0 | 0.0 | 99 | 138 | 13 | 9.4 | 125 | 393 | 34 | 8.7 | 359 | 630 | 47 | 7.5 | 583 |
| 7 | Carmen | 1,469 | 1,213 | 82.6 | 256 | 1,146 | 306 | 26.7 | 840 | 157 | 23 | 14.6 | 134 | 223 | 63 | 28.3 | 160 | 598 | 163 | 27.3 | 435 | 978 | 249 | 25.5 | 729 |
| 8 | Calakmul | 561 | 164 | 29.2 | 397 | 437 | 49 | 11.2 | 388 | 72 | 0 | 0.0 | 72 | 82 | 8 | 9.8 | 74 | 213 | 18 | 8.5 | 195 | 367 | 26 | 7.1 | 341 |
| 9 | Palizada | 353 | 82 | 23.2 | 271 | 275 | 8 | 2.9 | 267 | 38 | 0 | 0.0 | 38 | 52 | 0 | 0.0 | 52 | 140 | 4 | 2.9 | 136 | 230 | 4 | 1.7 | 226 |
| 10 | Tenabo | 183 | 79 | 43.2 | 104 | 143 | 8 | 5.6 | 135 | 18 | 3 | 16.7 | 15 | 28 | 3 | 10.7 | 25 | 79 | 3 | 3.8 | 76 | 125 | 9 | 7.2 | 116 |
| 11 | Hechelchakán | 631 | 384 | 60.9 | 247 | 493 | 85 | 17.2 | 408 | 95 | 2 | 2.1 | 93 | 100 | 20 | 20.0 | 80 | 230 | 50 | 21.7 | 180 | 425 | 72 | 16.9 | 353 |
| Total | | 9,832 | 5,253 | 53.4 | 4,579 | 7,680 | 1,240 | 16.1 | 6,440 | 1,144 | 65 | 5.7 | 1,079 | 1,487 | 217 | 14.6 | 1,270 | 3,789 | 537 | 14.2 | 3,252 | 6,420 | 819 | 12.8 | 5,601 |

Nota: Sólo por Delegación Municipal se contemplan reactivados y reincorporados en el logro total de incorporación

Fuente: SASA y SIGA

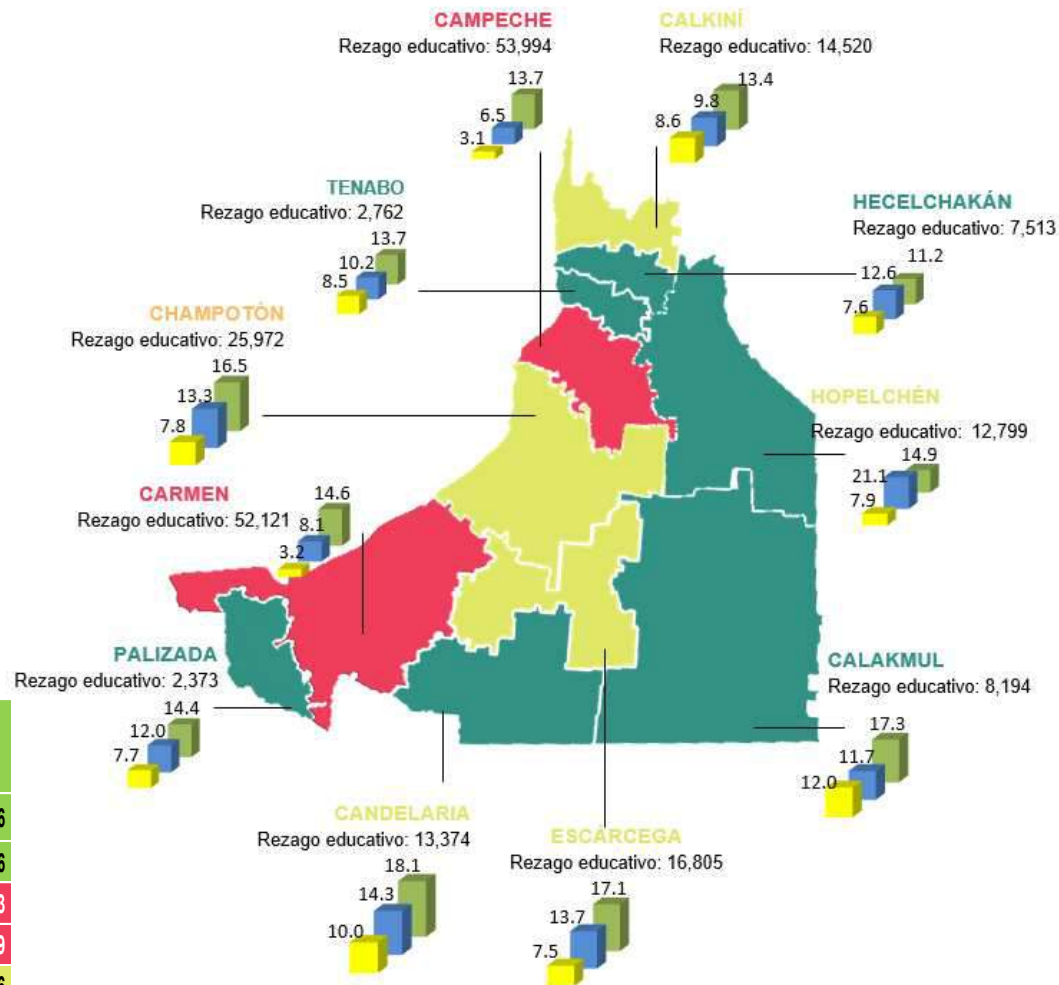
Estatad

Infraestructura Operativa

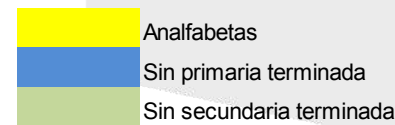
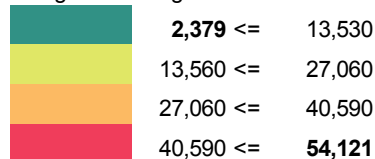


Estimación de Rezago educativo 2019

| Municipio | Población de 15 años y más* | Analfabetas** | % | Sin primaria terminada** | % | Sin secundaria terminada** | % | Rezago Educativo** | % |
|-----------------|-----------------------------|---------------|------|--------------------------|------|----------------------------|------|--------------------|------|
| Nacional | 93,312,458 | 3,591,324 | 3.8 | 8,910,822 | 9.5 | 16,127,914 | 17.3 | 28,630,060 | 30.6 |
| Estatad | 714,063 | 37,238 | 5.2 | 68,928 | 9.7 | 104,641 | 14.7 | 210,807 | 29.6 |
| 002 Campeche | 232,997 | 7,215 | 3.1 | 15,097 | 6.5 | 31,809 | 13.7 | 54,121 | 23.3 |
| 003 Carmen | 201,974 | 6,434 | 3.2 | 16,387 | 8.1 | 29,430 | 14.6 | 52,251 | 25.9 |
| 004 Champotón | 69,293 | 5,426 | 7.8 | 9,189 | 13.3 | 11,399 | 16.5 | 26,014 | 37.6 |
| 009 Escárcega | 43,965 | 3,283 | 7.5 | 6,042 | 13.7 | 7,505 | 17.1 | 16,830 | 38.3 |
| 001 Calkiní | 45,553 | 3,936 | 8.6 | 4,486 | 9.8 | 6,105 | 13.4 | 14,527 | 31.8 |
| 011 Candelaria | 31,593 | 3,157 | 10.0 | 4,511 | 14.3 | 5,717 | 18.1 | 13,385 | 42.4 |
| 006 Hopelchén | 29,185 | 2,313 | 7.9 | 6,149 | 21.1 | 4,356 | 14.9 | 12,818 | 43.9 |
| 010 Calakmul | 20,010 | 2,399 | 12.0 | 2,345 | 11.7 | 3,454 | 17.3 | 8,198 | 41.0 |
| 005 Hecelchakán | 24,003 | 1,813 | 7.6 | 3,017 | 12.6 | 2,692 | 11.2 | 7,522 | 31.4 |
| 008 Tenabo | 8,516 | 726 | 8.5 | 868 | 10.2 | 1,168 | 13.7 | 2,762 | 32.4 |
| 007 Palizada | 6,973 | 536 | 7.7 | 837 | 12.0 | 1,006 | 14.4 | 2,373 | 34.1 |

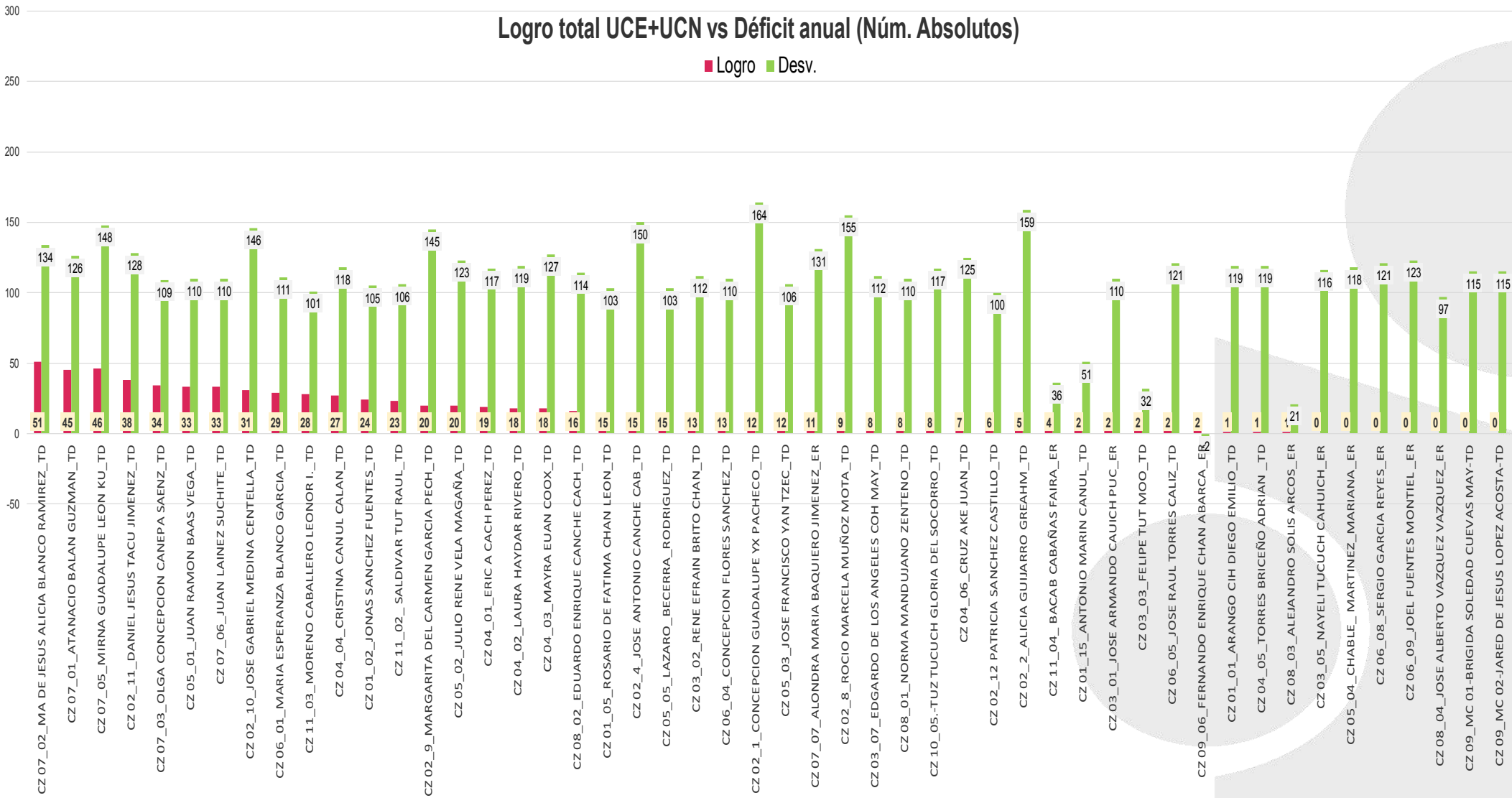


Rangos de rezago educativo



Logro total UCE+UCN vs Déficit anual (Núm. Absolutos)

■ Logro ■ Desv.



Calkiní

Marzo

| Desempeño | |
|------------|------------|
| Óptimo | 100% o más |
| Bueno | 90% 99.9% |
| Regular | 70% 89.9% |
| Deficiente | 0% 69.9% |

Microrregión Indígena Bilingüe

| Calkiní | | | | Atención | | | | Incorporación | | | | ALFABETIZACIÓN (UCN INICIAL) | | | | UCN PRIMARIA | | | | UCN SECUNDARIA | | | | UCN'S | | | |
|--------------|-----|-------|-----------------------------------|------------|------------|--------------|------------|---------------|----------|-------------|-----------|------------------------------|----------|--------------|----------|--------------|----------|-------------|----------|----------------|-----------|--------------|-----------|-----------|-----------|-------------|----------|
| CZ | ROL | MICRO | NOMBRE | Meta | Logro | Efic. % | Desv. | Meta | Logro | Efic. % | Desv. | Meta | Logro | Efic. % | Desv. | Meta | Logro | Efic. % | Desv. | Meta | Logro | Efic. % | Desv. | Meta | Logro | Efic. % | Desv. |
| 1 | | 0 | SIN MICRO-REGION | 0 | 12 | - | -12 | 0 | 0 | - | 0 | 0 | 0 | - | 0 | 0 | 0 | - | 0 | 0 | 0 | - | 0 | 0 | 0 | - | 0 |
| 1 | TD | 1 | 01_ARANGO CIH DIEGO EMILIO_TD | 39 | 67 | 171.8 | -28 | 6 | 0 | 0.0 | 6 | 1 | 0 | 0.0 | 1 | 2 | 0 | 0.0 | 2 | 3 | 1 | 33.3 | 2 | 6 | 1 | 16.7 | 5 |
| 1 | TD | 2 | 02_JONAS SANCHEZ FUENTES_TD | 145 | 143 | 98.6 | 2 | 11 | 3 | 27.3 | 8 | 2 | 2 | 100.0 | 0 | 1 | 1 | 100.0 | 0 | 4 | 10 | 250.0 | -6 | 7 | 13 | 185.7 | -6 |
| 1 | TD | 5 | 05_ROSARIO DE FATIMA CHAN LEON_TD | 113 | 88 | 77.9 | 25 | 15 | 2 | 13.3 | 13 | 1 | 2 | 200.0 | -1 | 0 | 1 | - | -1 | 2 | 2 | 100.0 | 0 | 3 | 5 | 166.7 | -2 |
| 1 | TD | *15 | 15_ANTONIO MARIN CANUL_TD | 42 | 46 | 109.5 | -4 | 5 | 0 | 0.0 | 5 | 0 | 0 | - | 0 | 4 | 0 | 0.0 | 4 | 0 | 0 | - | 0 | 4 | 0 | 0.0 | 4 |
| 1 | TD | 15 | 15_ANTONIO MARIN CANUL_TD | 42 | 46 | 109.5 | -4 | 5 | 0 | 0.0 | 5 | 0 | 0 | - | 0 | 4 | 0 | 0.0 | 4 | 0 | 0 | - | 0 | 4 | 0 | 0.0 | 4 |
| Total | | | | 339 | 356 | 105.0 | -17 | 37 | 5 | 13.5 | 32 | 4 | 4 | 100.0 | 0 | 7 | 2 | 28.6 | 5 | 9 | 13 | 144.4 | -4 | 20 | 19 | 95.0 | 1 |

Enero-Marzo

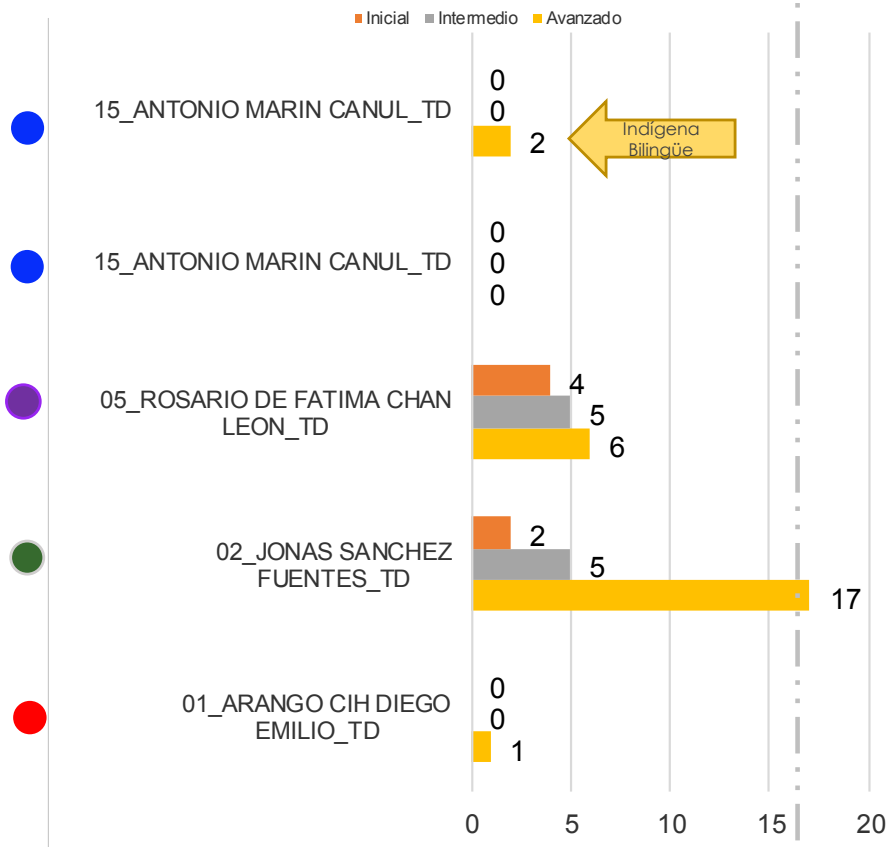
| Calkiní | | | | Atención | | | | Incorporación | | | | ALFABETIZACIÓN (UCN INICIAL) | | | | UCN PRIMARIA | | | | UCN SECUNDARIA | | | | UCN'S | | | |
|--------------|-----|-------|-----------------------------------|------------|------------|--------------|------------|---------------|-----------|-------------|-----------|------------------------------|-----------|--------------|-----------|--------------|-----------|-------------|-----------|----------------|-----------|-------------|-----------|-----------|-----------|-------------|-----------|
| CZ | ROL | MICRO | NOMBRE | Meta | Logro | Efic. % | Desv. | Meta | Logro | Efic. % | Desv. | Meta | Logro | Efic. % | Desv. | Meta | Logro | Efic. % | Desv. | Meta | Logro | Efic. % | Desv. | Meta | Logro | Efic. % | Desv. |
| 1 | | 0 | SIN MICRO-REGION | 0 | 12 | - | -12 | 0 | 4 | - | -4 | 0 | 1 | - | -1 | 0 | 0 | - | 0 | 0 | 0 | - | 0 | 0 | 1 | - | -1 |
| 1 | TD | 1 | 01_ARANGO CIH DIEGO EMILIO_TD | 39 | 67 | 171.8 | -28 | 6 | 0 | 0.0 | 6 | 1 | 0 | 0.0 | 1 | 2 | 0 | 0.0 | 2 | 11 | 1 | 9.1 | 10 | 14 | 1 | 7.1 | 13 |
| 1 | TD | 2 | 02_JONAS SANCHEZ FUENTES_TD | 145 | 143 | 98.6 | 2 | 14 | 13 | 92.9 | 1 | 2 | 2 | 100.0 | 0 | 11 | 5 | 45.5 | 6 | 14 | 17 | 121.4 | -3 | 27 | 24 | 88.9 | 3 |
| 1 | TD | 5 | 05_ROSARIO DE FATIMA CHAN LEON_TD | 113 | 88 | 77.9 | 25 | 23 | 10 | 43.5 | 13 | 1 | 4 | 400.0 | -3 | 10 | 5 | 50.0 | 5 | 12 | 6 | 50.0 | 6 | 23 | 15 | 65.2 | 8 |
| 1 | TD | *15 | 15_ANTONIO MARIN CANUL_TD | 42 | 46 | 109.5 | -4 | 5 | 5 | 100.0 | 0 | 0 | 0 | - | 0 | 4 | 0 | 0.0 | 4 | 6 | 2 | 33.3 | 4 | 10 | 2 | 20.0 | 8 |
| 1 | TD | 15 | 15_ANTONIO MARIN CANUL_TD | 42 | 46 | 109.5 | -4 | 5 | 5 | 100.0 | 0 | 0 | 0 | - | 0 | 4 | 0 | 0.0 | 4 | 6 | 2 | 33.3 | 4 | 10 | 2 | 20.0 | 8 |
| Total | | | | 339 | 356 | 105.0 | -17 | 48 | 34 | 70.8 | 14 | 4 | 10 | 250.0 | -6 | 27 | 11 | 40.7 | 16 | 43 | 28 | 65.1 | 15 | 74 | 49 | 66.2 | 25 |

Avance anual

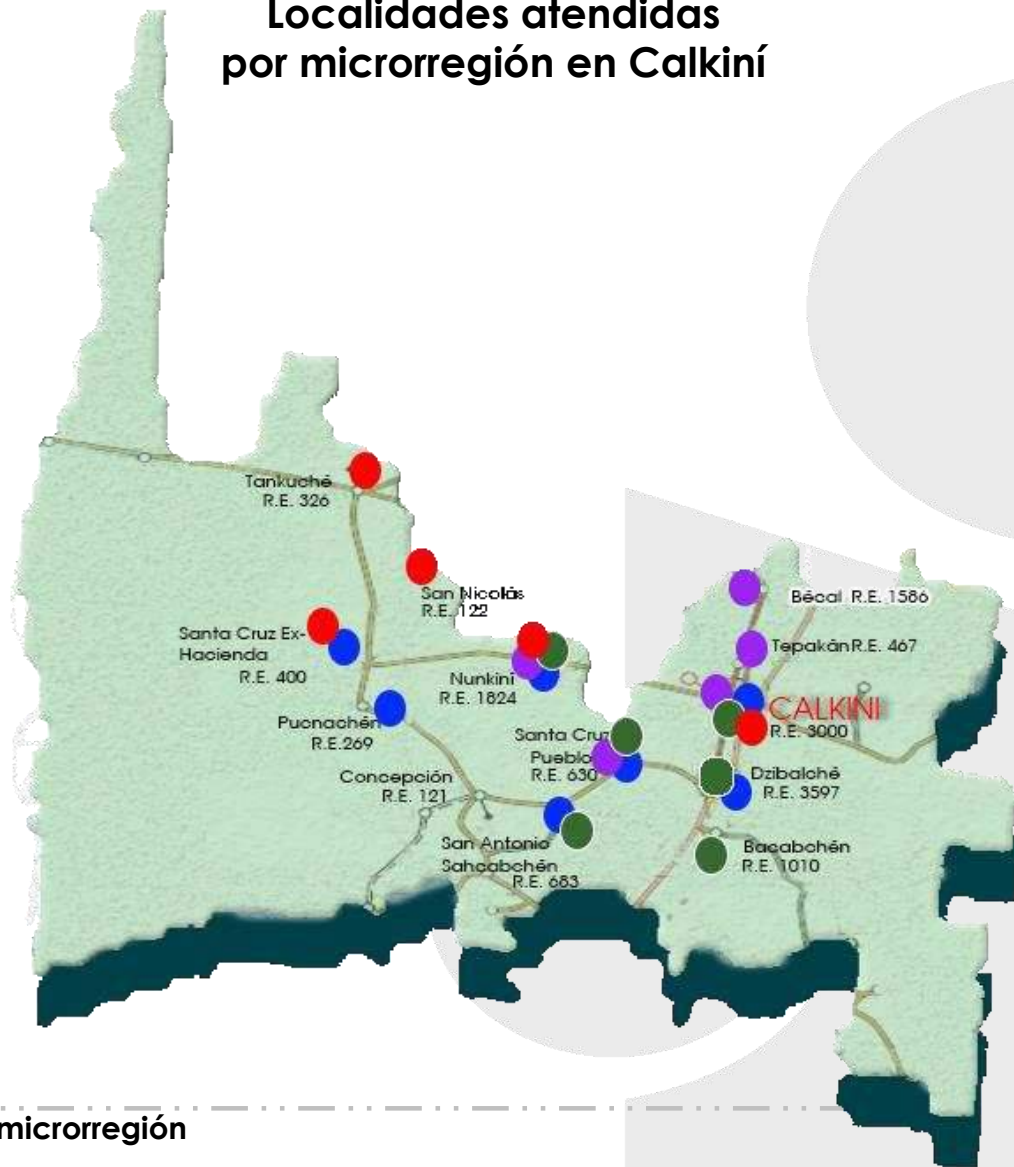
| Calkiní | | | | Atención | | | | Incorporación | | | | ALFABETIZACIÓN (UCN INICIAL) | | | | UCN PRIMARIA | | | | UCN SECUNDARIA | | | | UCN'S | | | |
|--------------|-----|-------|-----------------------------------|------------|------------|-------------|------------|---------------|-----------|------------|------------|------------------------------|-----------|-------------|-----------|--------------|-----------|-------------|-----------|----------------|-----------|-------------|------------|------------|-----------|-------------|------------|
| CZ | ROL | MICRO | NOMBRE | Meta | Logro | Efic. % | Desv. | Meta | Logro | Efic. % | Desv. | Meta | Logro | Efic. % | Desv. | Meta | Logro | Efic. % | Desv. | Meta | Logro | Efic. % | Desv. | Meta | Logro | Efic. % | Desv. |
| 1 | | 0 | SIN MICRO-REGION | 0 | 12 | - | -12 | 0 | 4 | - | -4 | 0 | 1 | - | -1 | 0 | 0 | - | 0 | 0 | 0 | - | 0 | 0 | 1 | - | -1 |
| 1 | TD | 1 | 01_ARANGO CIH DIEGO EMILIO_TD | 182 | 67 | 36.8 | 115 | 147 | 0 | 0.0 | 147 | 21 | 0 | 0.0 | 21 | 28 | 0 | 0.0 | 28 | 71 | 1 | 1.4 | 70 | 120 | 1 | 0.8 | 119 |
| 1 | TD | 2 | 02_JONAS SANCHEZ FUENTES_TD | 215 | 143 | 66.5 | 72 | 162 | 13 | 8.0 | 149 | 22 | 2 | 9.1 | 20 | 32 | 5 | 15.6 | 27 | 75 | 17 | 22.7 | 58 | 129 | 24 | 18.6 | 105 |
| 1 | TD | 5 | 05_ROSARIO DE FATIMA CHAN LEON_TD | 188 | 88 | 46.8 | 100 | 150 | 10 | 6.7 | 140 | 20 | 4 | 20.0 | 16 | 25 | 5 | 20.0 | 20 | 73 | 6 | 8.2 | 67 | 118 | 15 | 12.7 | 103 |
| 1 | TD | *15 | 15_ANTONIO MARIN CANUL_TD | 66 | 46 | 69.7 | 20 | 51 | 5 | 9.8 | 46 | 25 | 0 | 0.0 | 25 | 20 | 0 | 0.0 | 20 | 8 | 2 | 25.0 | 6 | 53 | 2 | 3.8 | 51 |
| 1 | TD | 15 | 15_ANTONIO MARIN CANUL_TD | 66 | 46 | 69.7 | 20 | 51 | 5 | 9.8 | 46 | 25 | 0 | 0.0 | 25 | 20 | 0 | 0.0 | 20 | 8 | 2 | 25.0 | 6 | 53 | 2 | 3.8 | 51 |
| Total | | | | 651 | 356 | 54.7 | 295 | 510 | 34 | 6.7 | 476 | 88 | 10 | 11.4 | 78 | 105 | 11 | 10.5 | 94 | 227 | 28 | 12.3 | 199 | 420 | 49 | 11.7 | 371 |

Nota: Los logros de la microrregión Indígena Bilingüe, se encuentran contemplados en el logro total de la micro 15. *

Usuarios que concluyen nivel



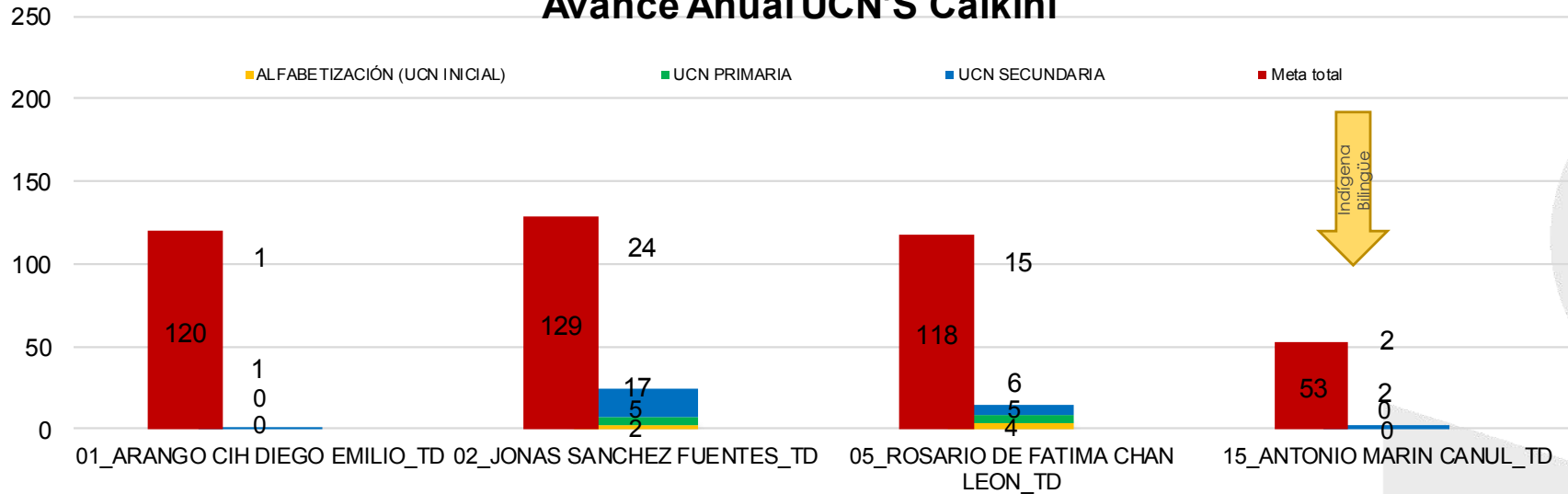
Localidades atendidas por microrregión en Calkiní



Atención por microrregión

| Micro | Localidades atendidas | Rezago en localidades | Asesores | C.E. | Promedio de educ. por C.E. | C.E. con mayor atención | #Eduandos |
|-------|-----------------------|-----------------------|----------|------|----------------------------|--|-----------|
| 1 | 5 | 5,614 | 14 | 21 | 3 | 20180016 MARIA CELESTE SUAREZ GONZALEZ | 15 |
| 2 | 5 | 8,820 | 24 | 39 | 4 | 20180024 REBECA RAQUEL CAAMAL CHUC | 21 |
| 5 | 5 | 7,430 | 18 | 36 | 3 | 20180119 AZAEL ESCAMILLA CHI | 10 |
| 15 | 7 | 10,287 | 4 | 11 | 4 | 20160234 ADDY MARBELLA DZIB DZUL | 9 |

Avance Anual UCN'S Calkiní



Rezago educativo

Calkiní

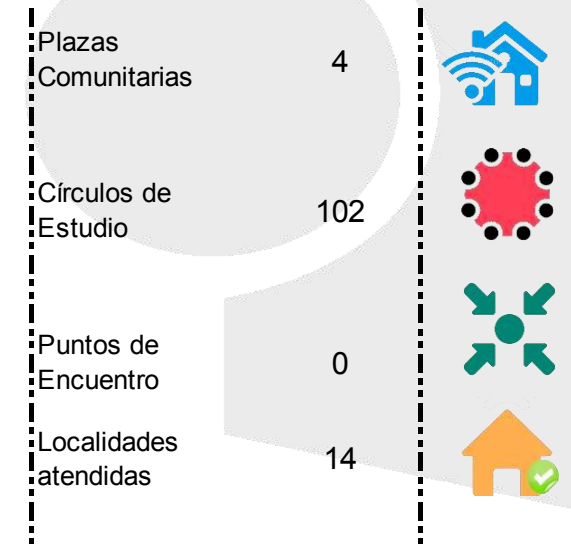


UCN en Plazas Comunitarias 39

Plazas Comunitarias

Infraestructura Operativa

| | |
|----------------------------------|----|
| Microrregiones | 4 |
| Técnicos Docentes | 3 |
| Enlaces Regionales | 1 |
| Asesores | 59 |
| Localidades con rezago educativo | 26 |



Campeche

Marzo

| Desempeño | |
|------------|------------|
| Óptimo | 100% o más |
| Bueno | 90% 99.9% |
| Regular | 70% 89.9% |
| Deficiente | 0% 69.9% |

Microrregión Indígena Bilingüe

| Campeche | | | | | | | | | | | | | | | | | | | | | | | | | | | |
|--------------|-----|-------|---------------------------------------|------------|------------|--------------|------------|---------------|-----------|-------------|-----------|------------------------------|----------|-------------|----------|--------------|----------|-------------|----------|----------------|-----------|-------------|-----------|-----------|-----------|-------------|-------|
| CZ | ROL | MICRO | NOMBRE | Atención | | | | Incorporación | | | | ALFABETIZACIÓN (UCN INICIAL) | | | | UCN PRIMARIA | | | | UCN SECUNDARIA | | | | UCN'S | | | |
| | | | | Meta | Logro | Efic. % | Desv. | Meta | Logro | Efic. % | Desv. | Meta | Logro | Efic. % | Desv. | Meta | Logro | Efic. % | Desv. | Meta | Logro | Efic. % | Desv. | Meta | Logro | Efic. % | Desv. |
| 2 | | 0 | SIN MICRO-REGION | 0 | 24 | - | -24 | 0 | 3 | - | -3 | 0 | 0 | - | 0 | 0 | 0 | 0 | 0 | 0 | 0 | 0 | 0 | 0 | 0 | | |
| 2 | TD | 1 | 1_CONCEPCION GUADALUPE YX PACHECO_TD | 124 | 140 | 112.9 | -16 | 15 | 5 | 33.3 | 10 | 1 | 1 | 100.0 | 0 | 3 | 1 | 33.3 | 2 | 8 | 5 | 62.5 | 3 | 12 | 7 | 58.3 | |
| 2 | TD | 2 | 2_ALICIA GUIJARRO GREAHM_TD | 61 | 92 | 150.8 | -31 | 11 | 9 | 81.8 | 2 | 1 | 0 | 0.0 | 1 | 2 | 1 | 50.0 | 1 | 4 | 0 | 0.0 | 4 | 7 | 1 | 14.3 | |
| 2 | TD | 4 | 4_JOSE ANTONIO CANCHE CAB_TD | 81 | 83 | 102.5 | -2 | 13 | 0 | 0.0 | 13 | 0 | 0 | - | 0 | 4 | 2 | 50.0 | 2 | 6 | 1 | 16.7 | 5 | 10 | 3 | 30.0 | |
| 2 | TD | 8 | 8_ROCIO MARCELA MUÑOZ MOTA_TD | 104 | 82 | 78.8 | 22 | 14 | 6 | 42.9 | 8 | 1 | 0 | 0.0 | 1 | 2 | 0 | 0.0 | 2 | 6 | 2 | 33.3 | 4 | 9 | 2 | 22.2 | |
| 2 | TD | 9 | 9_MARGARITA DEL CARMEN GARCIA PECH_TD | 133 | 130 | 97.7 | 3 | 16 | 16 | 100.0 | 0 | 2 | 0 | 0.0 | 2 | 3 | 1 | 33.3 | 2 | 8 | 4 | 50.0 | 4 | 13 | 5 | 38.5 | |
| 2 | TD | 10 | 10_JOSE GABRIEL MEDINA CENTELLA_TD | 192 | 210 | 109.4 | -18 | 6 | 12 | 200.0 | -6 | 0 | 0 | - | 0 | 0 | 1 | - | -1 | 7 | 10 | 142.9 | -3 | 7 | 11 | 157.1 | |
| 2 | TD | 11 | 11_DANIEL JESUS TACU JIMENEZ_TD | 150 | 140 | 93.3 | 10 | 16 | 14 | 87.5 | 2 | 2 | 2 | 100.0 | 0 | 2 | 1 | 50.0 | 1 | 7 | 3 | 42.9 | 4 | 11 | 6 | 54.5 | |
| 2 | TD | 12 | 12 PATRICIA SANCHEZ CASTILLO_TD | 40 | 31 | 77.5 | 9 | 9 | 7 | 77.8 | 2 | 1 | 0 | 0.0 | 1 | 0 | 1 | - | -1 | 3 | 4 | 133.3 | -1 | 4 | 5 | 125.0 | |
| Total | | | | 885 | 932 | 105.3 | -47 | 100 | 72 | 72.0 | 28 | 8 | 3 | 37.5 | 5 | 16 | 8 | 50.0 | 8 | 49 | 29 | 59.2 | 20 | 73 | 40 | 54.8 | |

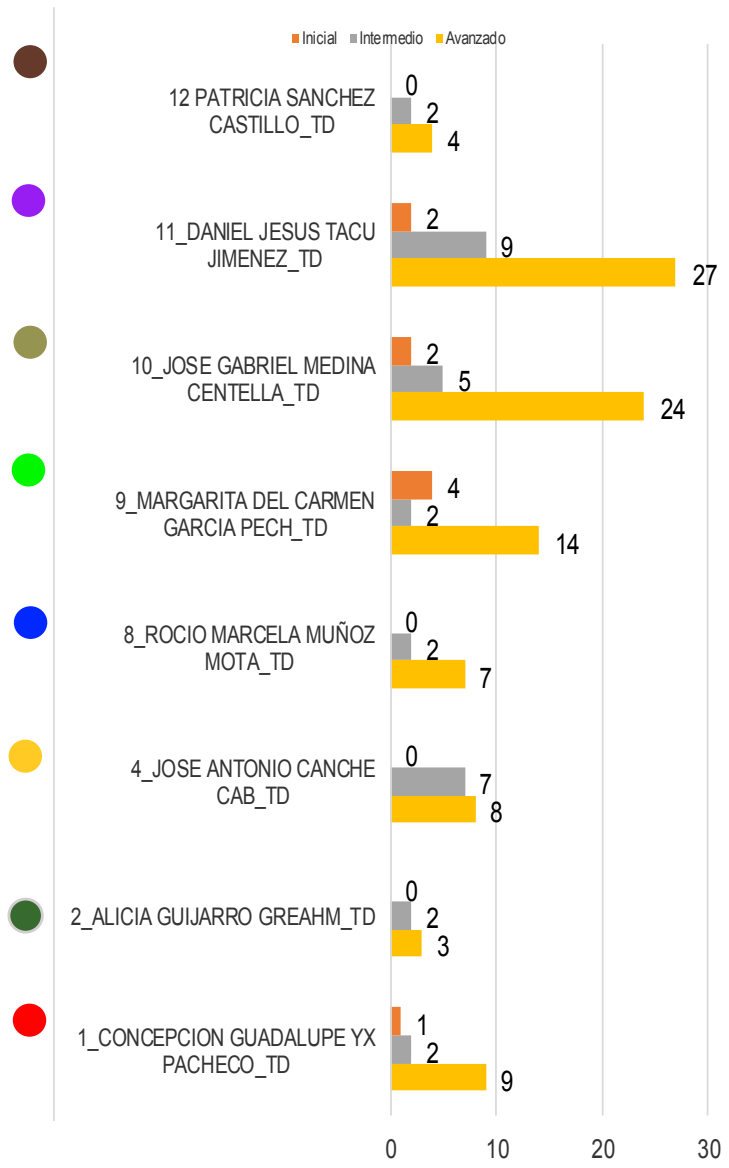
Enero-Marzo

| Campeche | | | | | | | | | | | | | | | | | | | | | | | | | | | |
|--------------|-----|-------|---------------------------------------|------------|------------|--------------|------------|---------------|------------|-------------|-----------|------------------------------|-----------|-------------|-----------|--------------|-----------|-------------|-----------|----------------|-----------|-------------|-----------|------------|------------|-------------|-------|
| CZ | ROL | MICRO | NOMBRE | Atención | | | | Incorporación | | | | ALFABETIZACIÓN (UCN INICIAL) | | | | UCN PRIMARIA | | | | UCN SECUNDARIA | | | | UCN'S | | | |
| | | | | Meta | Logro | Efic. % | Desv. | Meta | Logro | Efic. % | Desv. | Meta | Logro | Efic. % | Desv. | Meta | Logro | Efic. % | Desv. | Meta | Logro | Efic. % | Desv. | Meta | Logro | Efic. % | Desv. |
| 2 | | 0 | SIN MICRO-REGION | 0 | 24 | - | -24 | 0 | 6 | - | -6 | 0 | 0 | - | 0 | 0 | 1 | - | -1 | 0 | 0 | - | 0 | 0 | 1 | - | |
| 2 | TD | 1 | 1_CONCEPCION GUADALUPE YX PACHECO_TD | 124 | 140 | 112.9 | -16 | 45 | 32 | 71.1 | 13 | 3 | 1 | 33.3 | 2 | 7 | 2 | 28.6 | 5 | 21 | 9 | 42.9 | 12 | 31 | 12 | 38.7 | |
| 2 | TD | 2 | 2_ALICIA GUIJARRO GREAHM_TD | 61 | 92 | 150.8 | -31 | 42 | 18 | 42.9 | 24 | 7 | 0 | 0.0 | 7 | 8 | 2 | 25.0 | 6 | 11 | 3 | 27.3 | 8 | 26 | 5 | 19.2 | |
| 2 | TD | 4 | 4_JOSE ANTONIO CANCHE CAB_TD | 81 | 83 | 102.5 | -2 | 36 | 9 | 25.0 | 27 | 3 | 0 | 0.0 | 3 | 7 | 7 | 100.0 | 0 | 19 | 8 | 42.1 | 11 | 29 | 15 | 51.7 | |
| 2 | TD | 8 | 8_ROCIO MARCELA MUÑOZ MOTA_TD | 104 | 82 | 78.8 | 22 | 44 | 23 | 52.3 | 21 | 3 | 0 | 0.0 | 3 | 6 | 2 | 33.3 | 4 | 19 | 7 | 36.8 | 12 | 28 | 9 | 32.1 | |
| 2 | TD | 9 | 9_MARGARITA DEL CARMEN GARCIA PECH_TD | 133 | 130 | 97.7 | 3 | 44 | 33 | 75.0 | 11 | 5 | 4 | 80.0 | 1 | 6 | 2 | 33.3 | 4 | 21 | 14 | 66.7 | 7 | 32 | 20 | 62.5 | |
| 2 | TD | 10 | 10_JOSE GABRIEL MEDINA CENTELLA_TD | 192 | 210 | 109.4 | -18 | 24 | 53 | 220.8 | -29 | 2 | 2 | 100.0 | 0 | 4 | 5 | 125.0 | -1 | 21 | 24 | 114.3 | -3 | 27 | 31 | 114.8 | |
| 2 | TD | 11 | 11_DANIEL JESUS TACU JIMENEZ_TD | 150 | 140 | 93.3 | 10 | 50 | 29 | 58.0 | 21 | 3 | 2 | 66.7 | 1 | 6 | 9 | 150.0 | -3 | 24 | 27 | 112.5 | -3 | 33 | 38 | 115.2 | |
| 2 | TD | 12 | 12 PATRICIA SANCHEZ CASTILLO_TD | 40 | 31 | 77.5 | 9 | 26 | 7 | 26.9 | 19 | 1 | 0 | 0.0 | 1 | 2 | 2 | 100.0 | 0 | 12 | 4 | 33.3 | 8 | 15 | 6 | 40.0 | |
| Total | | | | 885 | 932 | 105.3 | -47 | 311 | 219 | 70.4 | 92 | 27 | 10 | 37.0 | 17 | 46 | 32 | 69.6 | 14 | 148 | 99 | 66.9 | 49 | 221 | 141 | 63.8 | |

Avance anual

| Campeche | | | | | | | | | | | | | | | | | | | | | | | | | | | |
|--------------|-----|-------|---------------------------------------|--------------|------------|-------------|-------------|---------------|------------|-------------|-------------|------------------------------|-----------|------------|------------|--------------|-----------|-------------|------------|----------------|-----------|-------------|------------|--------------|------------|-------------|-------|
| CZ | ROL | MICRO | NOMBRE | Atención | | | | Incorporación | | | | ALFABETIZACIÓN (UCN INICIAL) | | | | UCN PRIMARIA | | | | UCN SECUNDARIA | | | | UCN'S | | | |
| | | | | Meta | Logro | Efic. % | Desv. | Meta | Logro | Efic. % | Desv. | Meta | Logro | Efic. % | Desv. | Meta | Logro | Efic. % | Desv. | Meta | Logro | Efic. % | Desv. | Meta | Logro | Efic. % | Desv. |
| 2 | | 0 | SIN MICRO-REGION | 0 | 24 | - | -24 | 0 | 6 | - | -6 | 0 | 0 | - | 0 | 0 | 1 | - | -1 | 0 | 0 | - | 0 | 0 | 1 | - | |
| 2 | TD | 1 | 1_CONCEPCION GUADALUPE YX PACHECO_TD | 255 | 140 | 54.9 | 115 | 197 | 32 | 16.2 | 165 | 33 | 1 | 3.0 | 32 | 44 | 2 | 4.5 | 42 | 99 | 9 | 9.1 | 90 | 176 | 12 | 6.8 | |
| 2 | TD | 2 | 2_ALICIA GUIJARRO GREAHM_TD | 255 | 92 | 36.1 | 163 | 197 | 18 | 9.1 | 179 | 26 | 0 | 0.0 | 26 | 39 | 2 | 5.1 | 37 | 99 | 3 | 3.0 | 96 | 164 | 5 | 3.0 | |
| 2 | TD | 4 | 4_JOSE ANTONIO CANCHE CAB_TD | 255 | 83 | 32.5 | 172 | 197 | 9 | 4.6 | 188 | 27 | 0 | 0.0 | 27 | 39 | 7 | 17.9 | 32 | 99 | 8 | 8.1 | 91 | 165 | 15 | 9.1 | |
| 2 | TD | 8 | 8_ROCIO MARCELA MUÑOZ MOTA_TD | 253 | 82 | 32.4 | 171 | 197 | 23 | 11.7 | 174 | 29 | 0 | 0.0 | 29 | 36 | 2 | 5.6 | 34 | 99 | 7 | 7.1 | 92 | 164 | 9 | 5.5 | |
| 2 | TD | 9 | 9_MARGARITA DEL CARMEN GARCIA PECH_TD | 255 | 130 | 51.0 | 125 | 197 | 33 | 16.8 | 164 | 30 | 4 | 13.3 | 26 | 36 | 2 | 5.6 | 34 | 99 | 14 | 14.1 | 85 | 165 | 20 | 12.1 | |
| 2 | TD | 10 | 10_JOSE GABRIEL MEDINA CENTELLA_TD | 255 | 210 | 82.4 | 45 | 197 | 53 | 26.9 | 144 | 33 | 2 | 6.1 | 31 | 45 | 5 | 11.1 | 40 | 99 | 24 | 24.2 | 75 | 177 | 31 | 17.5 | |
| 2 | TD | 11 | 11_DANIEL JESUS TACU JIMENEZ_TD | 255 | 140 | 54.9 | 115 | 197 | 29 | 14.7 | 168 | 30 | 2 | 6.7 | 28 | 36 | 9 | 25.0 | 27 | 100 | 27 | 27.0 | 73 | 166 | 38 | 22.9 | |
| 2 | TD | 12 | 12 PATRICIA SANCHEZ CASTILLO_TD | 180 | 31 | 17.2 | 149 | 155 | 7 | 4.5 | 148 | 22 | 0 | 0.0 | 22 | 34 | 2 | 5.9 | 32 | 50 | 4 | 8.0 | 46 | 106 | 6 | 5.7 | |
| Total | | | | 1,963 | 932 | 47.5 | 1031 | 1,534 | 219 | 14.3 | 1315 | 230 | 10 | 4.3 | 220 | 309 | 32 | 10.4 | 277 | 744 | 99 | 13.3 | 645 | 1,283 | 141 | 11.0 | |

Usuarios que concluyen nivel



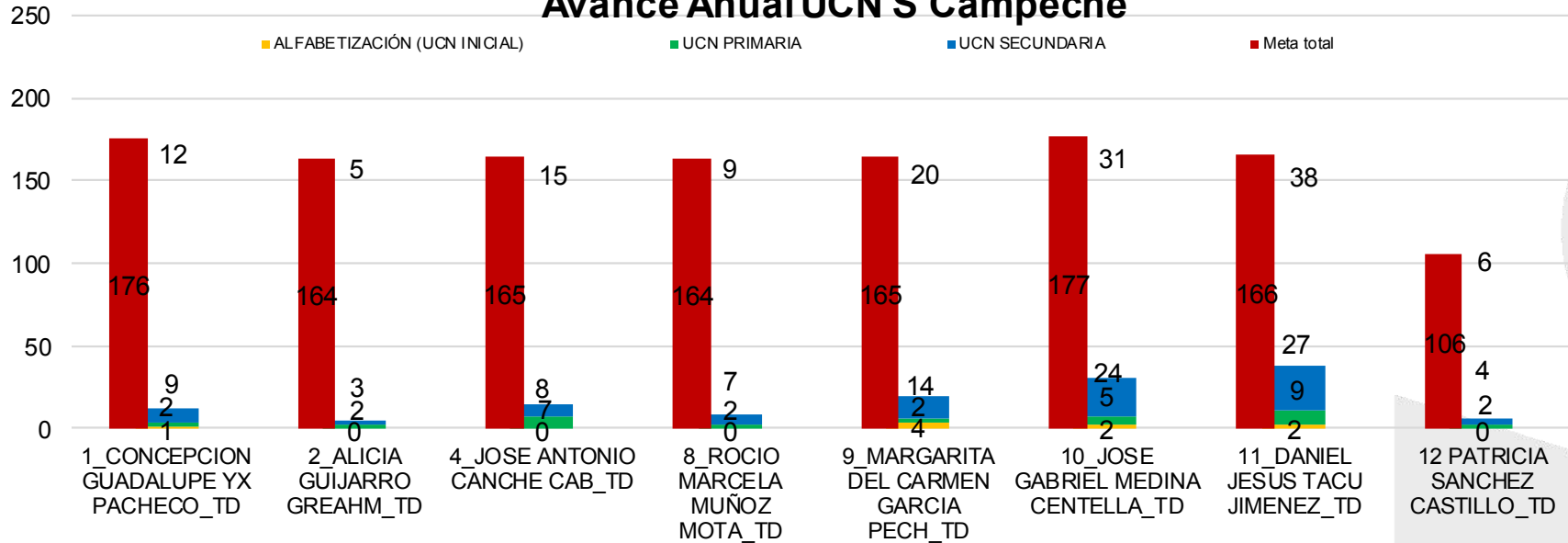
Localidades atendidas por microrregión en Campeche



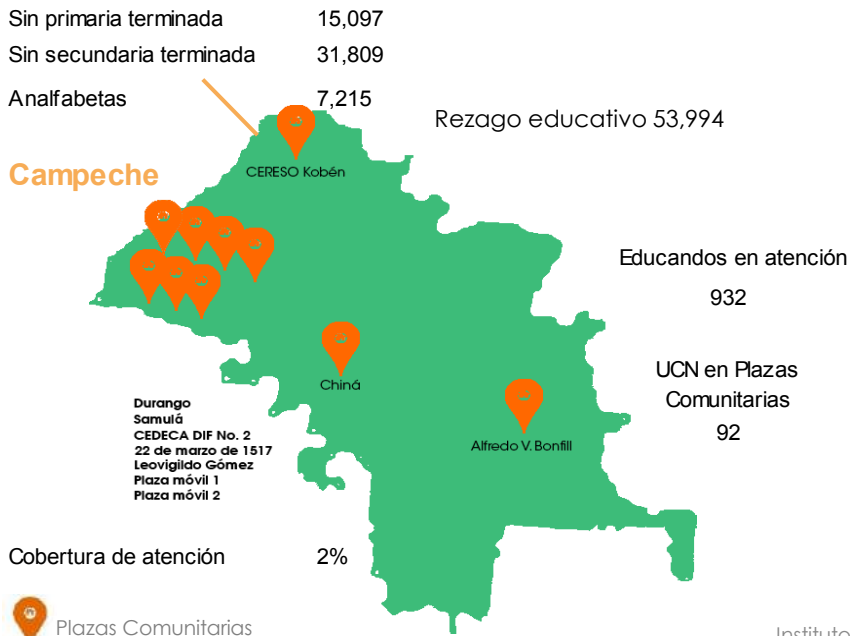
Atención por microrregión

| Micro | Localidades atendidas | Rezago en localidades | Asesores | C.E | Promedio de educ. por C.E | C.E con mayor atención | Educandos |
|-------|-----------------------|-----------------------|----------|-----|---------------------------|---|-----------|
| 1 | 1 | 41,404 | 22 | 26 | 6 | 20000291 RUBI GUADALUPE ESTRELLA CAN | 40 |
| 2 | 1 | 41,404 | 10 | 19 | 5 | 20150023 MICAELA YAN HERNANDEZ | 16 |
| 4 | 6 | 43,132 | 10 | 15 | 6 | 20190030 LUZ ALBA GUTIERREZ CU | 28 |
| 8 | 3 | 43,202 | 12 | 20 | 4 | 20190056 SONIA ELENA LARA ESCAMILLA | 12 |
| 9 | 6 | 42,654 | 20 | 25 | 5 | 20010141 EDGAR CANDELARIO GONZALEZ PEREZ | 36 |
| 10 | 2 | 41,404 | 25 | 35 | 6 | 20150017 AUREA DEL SOCORRO CANCHE | 21 |
| 11 | 1 | 41,404 | 21 | 31 | 5 | 20190089 LIZBETH DEL PILAR ROSADO MONTERO | 17 |
| 12 | 5 | 42,701 | 5 | 7 | 5 | 20170067 MIGUEL ANGEL SANTOS PASTOR | 8 |

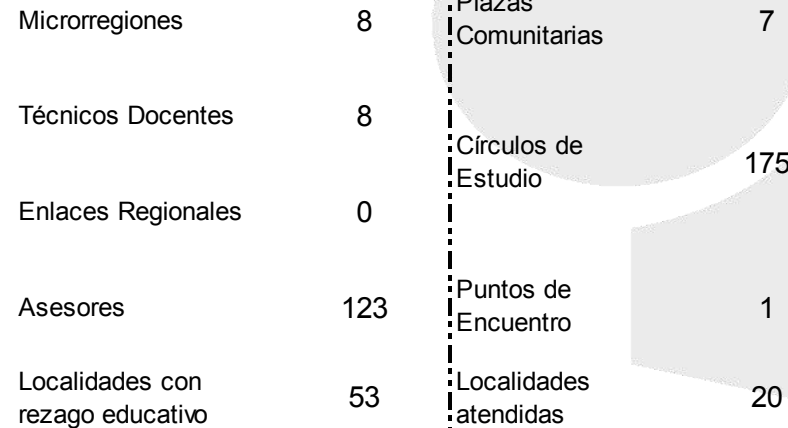
Avance Anual UCN'S Campeche



Rezago educativo



Infraestructura Operativa



Hopelchén

Marzo

| Desempeño | | |
|------------|------|-------|
| Óptimo | 100% | o más |
| Bueno | 90% | 99.9% |
| Regular | 70% | 89.9% |
| Deficiente | 0% | 69.9% |

Microrregión Indígena Bilingüe

| Hopelchén | | | | | | | | | | | | | | | | | | | | | | | | | | | |
|--------------|-----|-------|--------------------------------------|------------|------------|--------------|------------|---------------|----------|-------------|-----------|------------------------------|----------|--------------|-----------|--------------|----------|--------------|-----------|----------------|----------|-------------|----------|-----------|-----------|-------------|----------|
| CZ | ROL | MICRO | NOMBRE | Atención | | | | Incorporación | | | | ALFABETIZACIÓN (UCN INICIAL) | | | | UCN PRIMARIA | | | | UCN SECUNDARIA | | | | UCN'S | | | |
| | | | | Meta | Logro | Efic. % | Desv. | Meta | Logro | Efic. % | Desv. | Meta | Logro | Efic. % | Desv. | Meta | Logro | Efic. % | Desv. | Meta | Logro | Efic. % | Desv. | Meta | Logro | Efic. % | Desv. |
| 3 | | 0 | SIN MICRO-REGION | 0 | 5 | - | -5 | 0 | 2 | - | -2 | 0 | 1 | - | -1 | 0 | 1 | - | -1 | 0 | 0 | - | 0 | 0 | 2 | - | -2 |
| 3 | ER | 1 | 01 JOSE ARMANDO CAUICH PUC ER | 64 | 65 | 101.6 | -1 | 4 | 1 | 25.0 | 3 | 0 | 0 | - | 0 | 0 | 1 | - | -1 | 0 | 1 | - | -1 | 0 | 2 | - | -2 |
| 3 | TD | 2 | 02 RENE EFRAIN BRITO CHAN TD | 67 | 114 | 170.1 | -47 | 6 | 5 | 83.3 | 1 | 0 | 0 | - | 0 | 1 | 0 | 0.0 | 1 | 3 | 0 | 0.0 | 3 | 4 | 0 | 0.0 | 4 |
| 3 | TD | * 3 | 03 FELIPE TUT MOO TD | 12 | -2 | -16.7 | 14 | 3 | 0 | 0.0 | 3 | 0 | 0 | - | 0 | 1 | 0 | 0.0 | 1 | 2 | 2 | 100.0 | 0 | 3 | 2 | 66.7 | 1 |
| 3 | TD | 3 | 03 FELIPE TUT MOO TD | 12 | -2 | -16.7 | 14 | 3 | 0 | 0.0 | 3 | 0 | 0 | - | 0 | 1 | 0 | 0.0 | 1 | 2 | 2 | 100.0 | 0 | 3 | 2 | 66.7 | 1 |
| 3 | ER | 5 | 05 NAYELI TUCUCH CAHUICH ER | 66 | 72 | 109.1 | -6 | 5 | 0 | 0.0 | 5 | 0 | 0 | - | 0 | 1 | 0 | 0.0 | 1 | 2 | 0 | 0.0 | 2 | 3 | 0 | 0.0 | 3 |
| 3 | TD | * 7 | 07 EDGARDO DE LOS ANGELES COH MAY TD | 109 | 130 | 119.3 | -21 | 12 | 1 | 8.3 | 11 | 1 | 1 | 100.0 | 0 | 1 | 3 | 300.0 | -2 | 3 | 4 | 133.3 | -1 | 5 | 8 | 160.0 | -3 |
| 3 | TD | 7 | 07 EDGARDO DE LOS ANGELES COH MAY TD | 109 | 55 | 50.5 | 54 | 12 | 0 | 0.0 | 12 | 1 | 0 | 0.0 | 1 | 1 | 0 | 0.0 | 1 | 3 | 3 | 100.0 | 0 | 5 | 3 | 60.0 | 2 |
| Total | | | | 318 | 384 | 120.8 | -66 | 30 | 9 | 30.0 | 21 | 1 | 2 | 200.0 | -1 | 4 | 5 | 125.0 | -1 | 10 | 7 | 70.0 | 3 | 15 | 14 | 93.3 | 1 |

Enero-Marzo

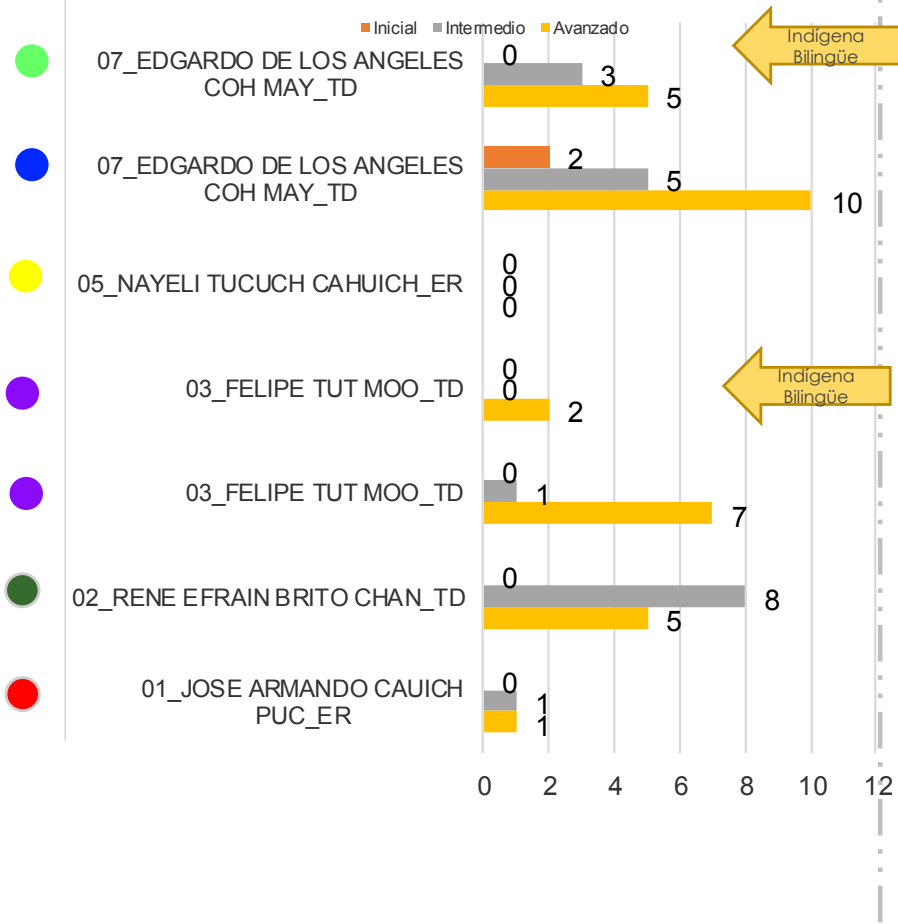
| Hopelchén | | | | | | | | | | | | | | | | | | | | | | | | | | | |
|--------------|-----|-------|--------------------------------------|------------|------------|--------------|------------|---------------|-----------|-------------|-----------|------------------------------|----------|-------------|----------|--------------|-----------|-------------|----------|----------------|-----------|--------------|-----------|-----------|-----------|--------------|-----------|
| CZ | ROL | MICRO | NOMBRE | Atención | | | | Incorporación | | | | ALFABETIZACIÓN (UCN INICIAL) | | | | UCN PRIMARIA | | | | UCN SECUNDARIA | | | | UCN'S | | | |
| | | | | Meta | Logro | Efic. % | Desv. | Meta | Logro | Efic. % | Desv. | Meta | Logro | Efic. % | Desv. | Meta | Logro | Efic. % | Desv. | Meta | Logro | Efic. % | Desv. | Meta | Logro | Efic. % | Desv. |
| 3 | | 0 | SIN MICRO-REGION | 0 | 5 | - | -5 | 0 | 3 | - | -3 | 0 | 1 | - | -1 | 0 | 1 | - | -1 | 0 | 0 | - | 0 | 0 | 2 | - | -2 |
| 3 | ER | 1 | 01 JOSE ARMANDO CAUICH PUC ER | 64 | 65 | 101.6 | -1 | 4 | 1 | 25.0 | 3 | 0 | 0 | - | 0 | 0 | 1 | - | -1 | 0 | 1 | - | -1 | 0 | 2 | - | -2 |
| 3 | TD | 2 | 02 RENE EFRAIN BRITO CHAN TD | 67 | 114 | 170.1 | -47 | 12 | 19 | 158.3 | -7 | 0 | 0 | - | 0 | 11 | 8 | 72.7 | 3 | 3 | 5 | 166.7 | -2 | 14 | 13 | 92.9 | 1 |
| 3 | TD | * 3 | 03 FELIPE TUT MOO TD | 12 | -2 | -16.7 | 14 | 5 | 4 | 80.0 | 1 | 0 | 0 | - | 0 | 1 | 1 | 100.0 | 0 | 2 | 9 | 450.0 | -7 | 3 | 10 | 333.3 | -7 |
| 3 | TD | 3 | 03 FELIPE TUT MOO TD | 12 | -2 | -16.7 | 14 | 5 | 4 | 80.0 | 1 | 0 | 0 | - | 0 | 1 | 0 | 0.0 | 1 | 2 | 2 | 100.0 | 0 | 3 | 2 | 66.7 | 1 |
| 3 | ER | 5 | 05 NAYELI TUCUCH CAHUICH ER | 66 | 72 | 109.1 | -6 | 7 | 0 | 0.0 | 7 | 1 | 0 | 0.0 | 1 | 4 | 0 | 0.0 | 4 | 5 | 0 | 0.0 | 5 | 10 | 0 | 0.0 | 10 |
| 3 | TD | * 7 | 07 EDGARDO DE LOS ANGELES COH MAY TD | 109 | 130 | 119.3 | -21 | 25 | 10 | 40.0 | 15 | 3 | 2 | 66.7 | 1 | 7 | 8 | 114.3 | -1 | 12 | 15 | 125.0 | -3 | 22 | 25 | 113.6 | -3 |
| 3 | TD | 7 | 07 EDGARDO DE LOS ANGELES COH MAY TD | 109 | 55 | 50.5 | 54 | 25 | 5 | 20.0 | 20 | 3 | 0 | 0.0 | 3 | 7 | 3 | 42.9 | 4 | 12 | 5 | 41.7 | 7 | 22 | 8 | 36.4 | 14 |
| Total | | | | 318 | 384 | 120.8 | -66 | 53 | 37 | 69.8 | 16 | 4 | 3 | 75.0 | 1 | 23 | 19 | 82.6 | 4 | 22 | 30 | 136.4 | -8 | 49 | 52 | 106.1 | -3 |

Avance anual

| Hopelchén | | | | | | | | | | | | | | | | | | | | | | | | | | | |
|--------------|-----|-------|--------------------------------------|------------|------------|-------------|------------|---------------|-----------|------------|------------|------------------------------|----------|------------|------------|--------------|-----------|-------------|------------|----------------|-----------|-------------|------------|------------|-----------|-------------|------------|
| CZ | ROL | MICRO | NOMBRE | Atención | | | | Incorporación | | | | ALFABETIZACIÓN (UCN INICIAL) | | | | UCN PRIMARIA | | | | UCN SECUNDARIA | | | | UCN'S | | | |
| | | | | Meta | Logro | Efic. % | Desv. | Meta | Logro | Efic. % | Desv. | Meta | Logro | Efic. % | Desv. | Meta | Logro | Efic. % | Desv. | Meta | Logro | Efic. % | Desv. | Meta | Logro | Efic. % | Desv. |
| 3 | | 0 | SIN MICRO-REGION | 0 | 5 | - | -5 | 0 | 3 | - | -3 | 0 | 1 | - | -1 | 0 | 1 | - | -1 | 0 | 0 | - | 0 | 0 | 2 | - | -2 |
| 3 | ER | 1 | 01 JOSE ARMANDO CAUICH PUC ER | 181 | 65 | 35.9 | 116 | 142 | 1 | 0.7 | 141 | 20 | 0 | 0.0 | 20 | 27 | 1 | 3.7 | 26 | 65 | 1 | 1.5 | 64 | 112 | 2 | 1.8 | 110 |
| 3 | TD | 2 | 02 RENE EFRAIN BRITO CHAN TD | 206 | 114 | 55.3 | 92 | 162 | 19 | 11.7 | 143 | 25 | 0 | 0.0 | 25 | 30 | 8 | 26.7 | 22 | 70 | 5 | 7.1 | 65 | 125 | 13 | 10.4 | 112 |
| 3 | TD | * 3 | 03 FELIPE TUT MOO TD | 43 | -2 | -4.7 | 45 | 34 | 4 | 11.8 | 30 | 16 | 0 | 0.0 | 16 | 12 | 1 | 8.3 | 11 | 6 | 9 | 150.0 | -3 | 34 | 10 | 29.4 | 24 |
| 3 | TD | 3 | 03 FELIPE TUT MOO TD | 43 | -2 | -4.7 | 45 | 34 | 4 | 11.8 | 30 | 16 | 0 | 0.0 | 16 | 12 | 0 | 0.0 | 12 | 6 | 2 | 33.3 | 4 | 34 | 2 | 5.9 | 32 |
| 3 | ER | 5 | 05 NAYELI TUCUCH CAHUICH ER | 198 | 72 | 36.4 | 126 | 155 | 0 | 0.0 | 155 | 21 | 0 | 0.0 | 21 | 29 | 0 | 0.0 | 29 | 66 | 0 | 0.0 | 66 | 116 | 0 | 0.0 | 116 |
| 3 | TD | * 7 | 07 EDGARDO DE LOS ANGELES COH MAY TD | 221 | 130 | 58.8 | 91 | 171 | 10 | 5.8 | 161 | 34 | 2 | 5.9 | 32 | 25 | 8 | 32.0 | 17 | 61 | 15 | 24.6 | 46 | 120 | 25 | 20.8 | 95 |
| 3 | TD | 7 | 07 EDGARDO DE LOS ANGELES COH MAY TD | 221 | 55 | 24.9 | 166 | 171 | 5 | 2.9 | 166 | 34 | 0 | 0.0 | 34 | 25 | 3 | 12.0 | 22 | 61 | 5 | 8.2 | 56 | 120 | 8 | 6.7 | 112 |
| Total | | | | 849 | 384 | 45.2 | 465 | 664 | 37 | 5.6 | 627 | 116 | 3 | 2.6 | 113 | 123 | 19 | 15.4 | 104 | 268 | 30 | 11.2 | 238 | 507 | 52 | 10.3 | 455 |

Nota: Los logros de la microrregión Indígena Bilingüe, se encuentran contemplados en el logro total de la micro 3y 7. *

Usuarios que concluyen nivel



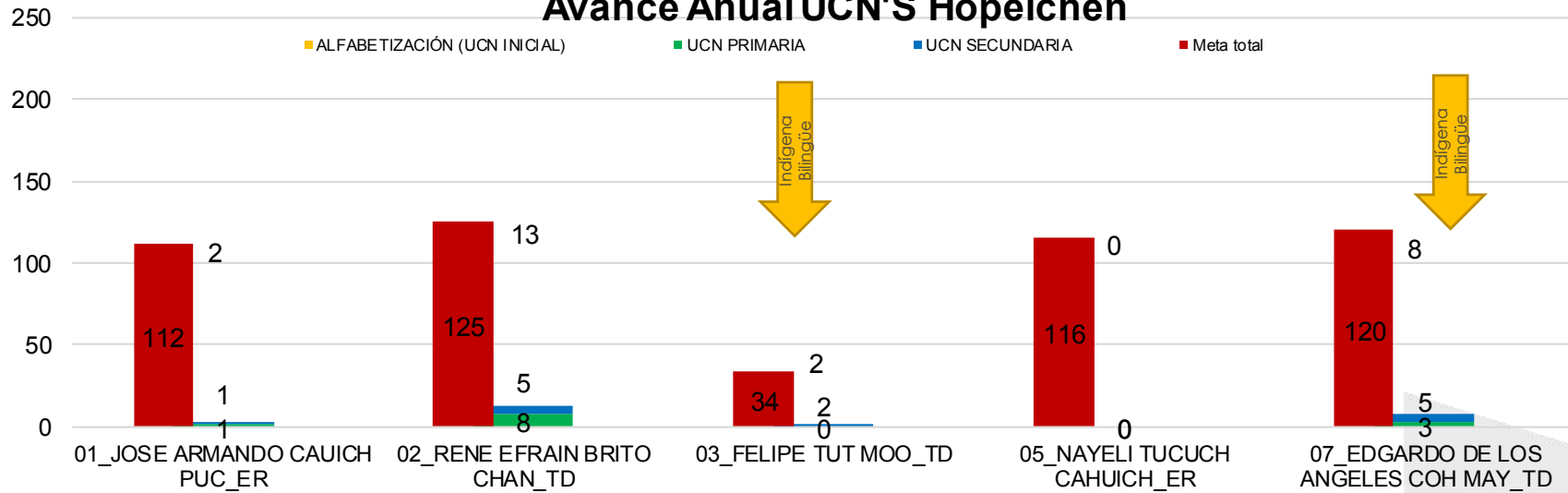
Localidades atendidas por microrregión en Hopelchén



Atención por microrregión

| Micro | Localidades atendidas | Rezago en localidades | Asesores | C.E. | Promedio de educ. por C.E. | C.E. con mayor atención | Educandos |
|-------|-----------------------|-----------------------|----------|------|----------------------------|--------------------------------------|-----------|
| 1 | 9 | 4,293 | 18 | 19 | 2 | 20180107 SUEMY MARITZA KANTUN MAY | 5 |
| 2 | 7 | 5,035 | 21 | 26 | 5 | 20140067 FLORINDA PECH KU | 18 |
| 3 | 6 | 1,902 | 9 | 18 | 2 | 20160171 RITA ANDREA MAY CAUICH | 3 |
| 5 | 7 | 3,245 | 16 | 22 | 3 | 20190025 ZOILA TRINIDAD GONZALEZ MAY | 7 |
| 7 | 11 | 4,102 | 27 | 36 | 4 | 20140117 ILCE ABIGAIL CAUICH CHI | 11 |

Avance Anual UCN'S Hopelchén



Rezago educativo Hopelchén



| | |
|----------------------------|--------|
| Analfabetas | 2,313 |
| Sin primaria terminada | 6,149 |
| Sin secundaria terminada | 4,356 |
| Educandos atendidos | 384 |
| Cobertura de atención | 3% |
| Rezago educativo | 12,799 |
| UCN en Plazas Comunitarias | 10 |

| | |
|----------------------------------|----|
| Microrregiones | 5 |
| Técnicos Docentes | 3 |
| Enlaces Regionales | 2 |
| Asesores | 88 |
| Localidades con rezago educativo | 84 |

Infraestructura Operativa

| | |
|-----------------------|-----|
| Plazas Comunitarias | 3 |
| Círculos de Estudio | 118 |
| Puntos de Encuentro | 4 |
| Localidades atendidas | 30 |

Champtón

Marzo

| Desempeño | |
|------------|------------|
| Óptimo | 100% o más |
| Bueno | 90% 99.9% |
| Regular | 70% 89.9% |
| Deficiente | 0% 69.9% |

Microrregión Indígena Bilingüe

| Champtón | | | | | | | | | | | | | | | | | | | | | | | | | | | |
|--------------|-----|-------|-----------------------------|------------|------------|--------------|-------------|---------------|-----------|-------------|-----------|------------------------------|----------|-------------|----------|--------------|----------|--------------|----------|----------------|----------|-------------|-----------|-----------|--|--|--|
| | | | | Atención | | | | Incorporación | | | | ALFABETIZACIÓN (UCN INICIAL) | | | | UCN PRIMARIA | | | | UCN SECUNDARIA | | | | UCN'S | | | |
| CZ | ROL | MICRO | NOMBRE | Meta | Logro | Efic. % | Desv. | Meta | Logro | Efic. % | Desv. | Meta | Logro | Efic. % | Desv. | Meta | Logro | Efic. % | Desv. | Meta | Logro | Efic. % | Desv. | | | | |
| 4 | | 0 | SIN MICRO-REGION | 0 | 37 | - | -37 | 0 | 4 | - | -4 | 0 | 0 | - | 0 | 0 | 0 | - | 0 | 0 | 0 | 0 | - | 0 | | | |
| 4 | TD | 1 | 01_ERIC A CACH PEREZ_TD | 66 | 81 | 122.7 | -15 | 14 | 9 | 64.3 | 5 | 0 | 1 | - | -1 | 1 | 0 | 0.0 | 1 | 3 | 2 | 66.7 | 1 | 4 | | | |
| 4 | TD | 2 | 02_LAURA HAYDAR RIVERO_TD | 88 | 199 | 226.1 | -111 | 15 | 1 | 6.7 | 14 | 6 | 0 | 0.0 | 6 | 3 | 1 | 33.3 | 2 | 6 | 0 | 0.0 | 6 | 15 | | | |
| 4 | TD | 3 | 03_MAYRA EUAN COOX_TD | 69 | 143 | 207.2 | -74 | 13 | 7 | 53.8 | 6 | 2 | 0 | 0.0 | 2 | 1 | 3 | 300.0 | -2 | 4 | 2 | 50.0 | 2 | 7 | | | |
| 4 | TD | 4 | 04_CRISTINA CANUL CALAN_TD | 98 | 149 | 152.0 | -51 | 13 | 5 | 38.5 | 8 | 1 | 2 | 200.0 | -1 | 2 | 2 | 100.0 | 0 | 4 | 4 | 100.0 | 0 | 7 | | | |
| 4 | TD | 5 | 05_TORRES BRICEÑO ADRIAN_TD | 35 | 74 | 211.4 | -39 | 7 | 16 | 228.6 | -9 | 0 | 0 | - | 0 | 0 | 1 | - | -1 | 0 | 0 | - | 0 | 1 | | | |
| 4 | TD | 6 | 06_CRUZAKE JUAN_TD | 111 | 125 | 112.6 | -14 | 11 | 7 | 63.6 | 4 | 1 | 0 | 0.0 | 1 | 0 | 0 | - | 0 | 3 | 0 | 0.0 | 3 | 4 | | | |
| Total | | | | 467 | 808 | 173.0 | -341 | 73 | 49 | 67.1 | 24 | 10 | 3 | 30.0 | 7 | 7 | 7 | 100.0 | 0 | 20 | 8 | 40.0 | 12 | 37 | | | |

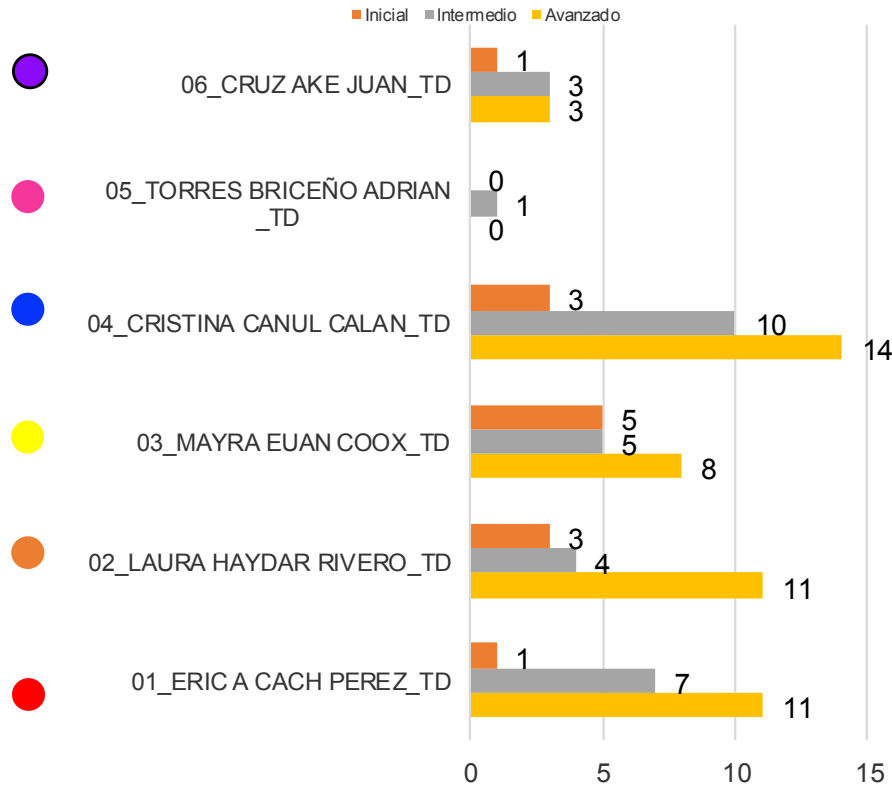
Enero-Marzo

| Champtón | | | | | | | | | | | | | | | | | | | | | | | | | | | |
|--------------|-----|-------|-----------------------------|------------|------------|--------------|-------------|---------------|------------|-------------|-----------|------------------------------|-----------|-------------|----------|--------------|-----------|-------------|----------|----------------|-----------|-------------|-----------|------------|--|--|--|
| | | | | Atención | | | | Incorporación | | | | ALFABETIZACIÓN (UCN INICIAL) | | | | UCN PRIMARIA | | | | UCN SECUNDARIA | | | | UCN'S | | | |
| CZ | ROL | MICRO | NOMBRE | Meta | Logro | Efic. % | Desv. | Meta | Logro | Efic. % | Desv. | Meta | Logro | Efic. % | Desv. | Meta | Logro | Efic. % | Desv. | Meta | Logro | Efic. % | Desv. | | | | |
| 4 | | 0 | SIN MICRO-REGION | 0 | 37 | - | -37 | 0 | 13 | - | -13 | 0 | 0 | - | 0 | 0 | 0 | - | 0 | 0 | 0 | - | 0 | 0 | | | |
| 4 | TD | 1 | 01_ERIC A CACH PEREZ_TD | 66 | 81 | 122.7 | -15 | 39 | 23 | 59.0 | 16 | 0 | 1 | - | -1 | 7 | 7 | 100.0 | 0 | 11 | 11 | 100.0 | 0 | 18 | | | |
| 4 | TD | 2 | 02_LAURA HAYDAR RIVERO_TD | 88 | 199 | 226.1 | -111 | 35 | 20 | 57.1 | 15 | 7 | 3 | 42.9 | 4 | 7 | 4 | 57.1 | 3 | 15 | 11 | 73.3 | 4 | 29 | | | |
| 4 | TD | 3 | 03_MAYRA EUAN COOX_TD | 69 | 143 | 207.2 | -74 | 36 | 32 | 88.9 | 4 | 5 | 5 | 100.0 | 0 | 4 | 5 | 125.0 | -1 | 14 | 8 | 57.1 | 6 | 23 | | | |
| 4 | TD | 4 | 04_CRISTINA CANUL CALAN_TD | 98 | 149 | 152.0 | -51 | 38 | 41 | 107.9 | -3 | 2 | 3 | 150.0 | -1 | 9 | 10 | 111.1 | -1 | 13 | 14 | 107.7 | -1 | 24 | | | |
| 4 | TD | 5 | 05_TORRES BRICEÑO ADRIAN_TD | 35 | 74 | 211.4 | -39 | 23 | 20 | 87.0 | 3 | 0 | 0 | - | 0 | 5 | 1 | 20.0 | 4 | 5 | 0 | 0.0 | 5 | 10 | | | |
| 4 | TD | 6 | 06_CRUZAKE JUAN_TD | 111 | 125 | 112.6 | -14 | 30 | 13 | 43.3 | 17 | 5 | 1 | 20.0 | 4 | 3 | 3 | 100.0 | 0 | 11 | 3 | 27.3 | 8 | 19 | | | |
| Total | | | | 467 | 808 | 173.0 | -341 | 201 | 162 | 80.6 | 39 | 19 | 13 | 68.4 | 6 | 35 | 30 | 85.7 | 5 | 69 | 47 | 68.1 | 22 | 123 | | | |

Avance anual

| Champtón | | | | | | | | | | | | | | | | | | | | | | | | | | | |
|--------------|-----|-------|-----------------------------|--------------|------------|-------------|------------|---------------|------------|-------------|------------|------------------------------|-----------|-------------|------------|--------------|-----------|-------------|------------|----------------|-----------|------------|------------|------------|--|--|--|
| | | | | Atención | | | | Incorporación | | | | ALFABETIZACIÓN (UCN INICIAL) | | | | UCN PRIMARIA | | | | UCN SECUNDARIA | | | | UCN'S | | | |
| CZ | ROL | MICRO | NOMBRE | Meta | Logro | Efic. % | Desv. | Meta | Logro | Efic. % | Desv. | Meta | Logro | Efic. % | Desv. | Meta | Logro | Efic. % | Desv. | Meta | Logro | Efic. % | Desv. | | | | |
| 4 | | 0 | SIN MICRO-REGION | 0 | 37 | - | -37 | 0 | 13 | - | -13 | 0 | 0 | - | 0 | 0 | 0 | - | 0 | 0 | 0 | - | 0 | 0 | | | |
| 4 | TD | 1 | 01_ERIC A CACH PEREZ_TD | 201 | 81 | 40.3 | 120 | 158 | 23 | 14.6 | 135 | 23 | 1 | 4.3 | 22 | 30 | 7 | 23.3 | 23 | 83 | 11 | 13.3 | 72 | 136 | | | |
| 4 | TD | 2 | 02_LAURA HAYDAR RIVERO_TD | 219 | 199 | 90.9 | 20 | 172 | 20 | 11.6 | 152 | 19 | 3 | 15.8 | 16 | 30 | 4 | 13.3 | 26 | 88 | 11 | 12.5 | 77 | 137 | | | |
| 4 | TD | 3 | 03_MAYRA EUAN COOX_TD | 212 | 143 | 67.5 | 69 | 165 | 32 | 19.4 | 133 | 23 | 5 | 21.7 | 18 | 37 | 5 | 13.5 | 32 | 85 | 8 | 9.4 | 77 | 145 | | | |
| 4 | TD | 4 | 04_CRISTINA CANUL CALAN_TD | 210 | 149 | 71.0 | 61 | 163 | 41 | 25.2 | 122 | 24 | 3 | 12.5 | 21 | 36 | 10 | 27.8 | 26 | 85 | 14 | 16.5 | 71 | 145 | | | |
| 4 | TD | 5 | 05_TORRES BRICEÑO ADRIAN_TD | 200 | 74 | 37.0 | 126 | 157 | 20 | 12.7 | 137 | 17 | 0 | 0.0 | 17 | 24 | 1 | 4.2 | 23 | 79 | 0 | 0.0 | 79 | 120 | | | |
| 4 | TD | 6 | 06_CRUZAKE JUAN_TD | 200 | 125 | 62.5 | 75 | 156 | 13 | 8.3 | 143 | 22 | 1 | 4.5 | 21 | 28 | 3 | 10.7 | 25 | 82 | 3 | 3.7 | 79 | 132 | | | |
| Total | | | | 1,242 | 808 | 65.1 | 434 | 971 | 162 | 16.7 | 809 | 128 | 13 | 10.2 | 115 | 185 | 30 | 16.2 | 155 | 502 | 47 | 9.4 | 455 | 815 | | | |

Usuarios que concluyen nivel



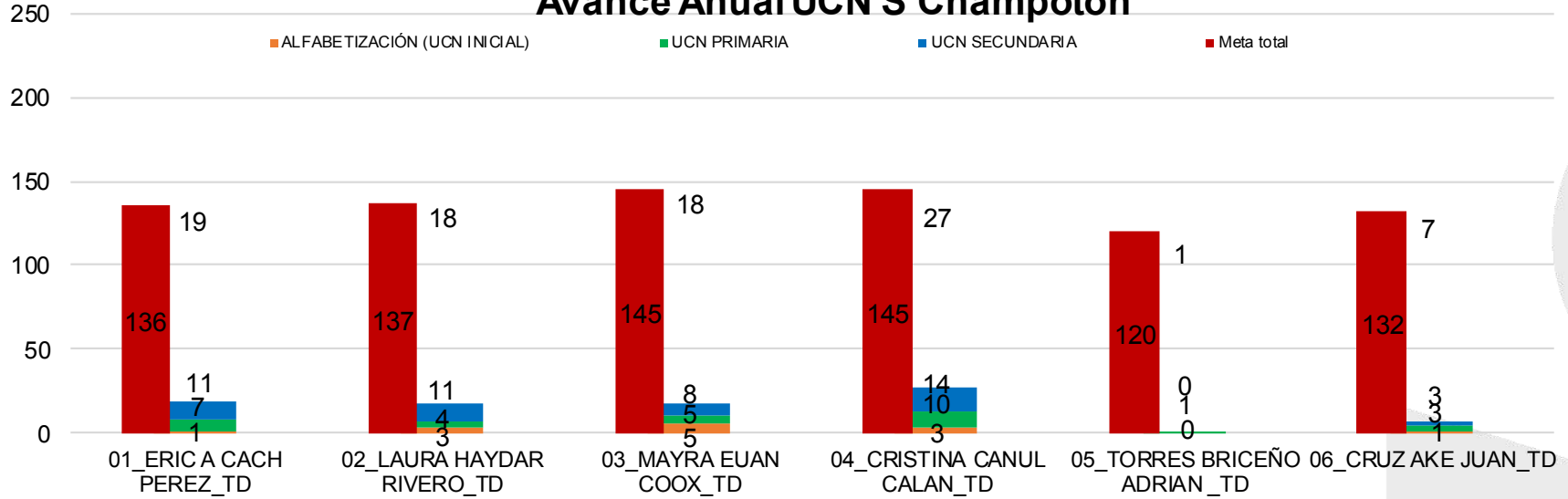
Atención por microrregión

Localidades atendidas por microrregión en Champotón

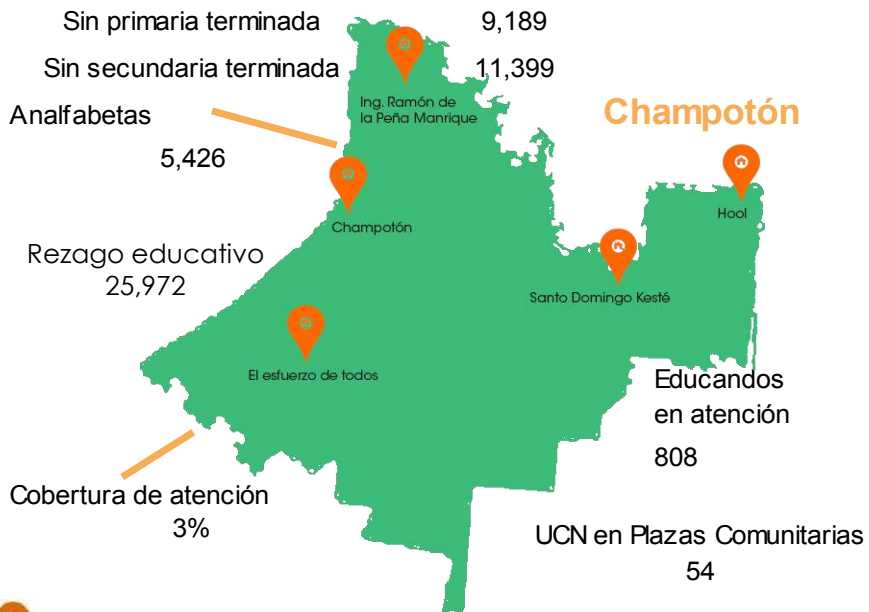


| Micro | Localidades atendidas | Rezago en localidades | Asesores | C.E. | Promedio de educ. por C.E. | C.E. con mayor atención | Educandos |
|-------|-----------------------|-----------------------|----------|------|----------------------------|--|-----------|
| 1 | 5 | 12,280 | 15 | 22 | 4 | 20120087 JOSIEL URIEL COCON GARCIA | 11 |
| 2 | 5 | 10,657 | 12 | 26 | 8 | 20140064 JUANA PASCUAL MARCOS | 23 |
| 3 | 2 | 8,035 | 20 | 26 | 6 | 20110003 MARIBEL ARELLANO VALENZUELA | 21 |
| 4 | 2 | 8,072 | 6 | 30 | 5 | 20190017 MARIA DE LOS ANGELES RIOS | 32 |
| 5 | 9 | 2,353 | 10 | 15 | 5 | 20150026 YADIRIS RIOS CRUZ | 14 |
| 6 | 19 | 53,062 | 12 | 21 | 6 | 20180137 MIRNA ANTONIA GORDILLO MARTINEZ | 20 |

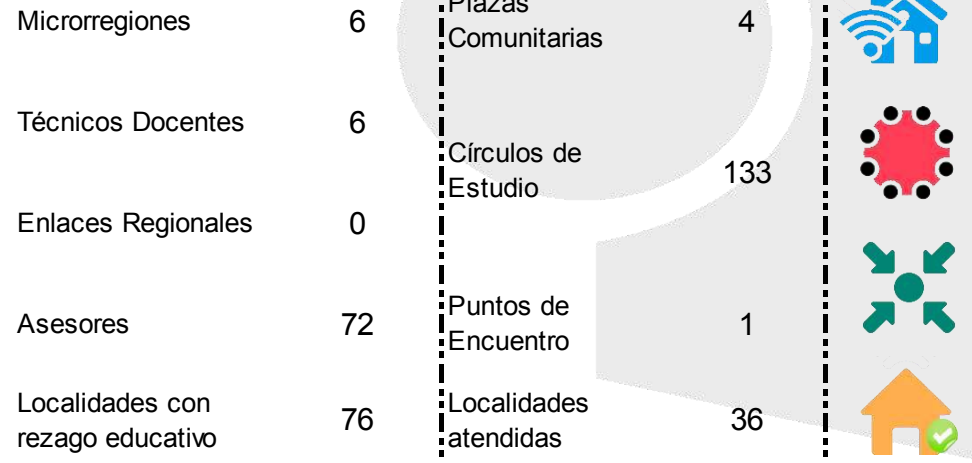
Avance Anual UCN'S Champotón



Rezago educativo



Infraestructura Operativa



Escárcega

Marzo

| Desempeño | |
|------------|------------|
| Óptimo | 100% o más |
| Bueno | 90% 99.9% |
| Regular | 70% 89.9% |
| Deficiente | 0% 69.9% |

Microrregión Indígena Bilingüe

| Escárcega | | | | Atención | | | | Incorporación | | | | ALFABETIZACIÓN (UCN INICIAL) | | | | UCN PRIMARIA | | | | UCN SECUNDARIA | | | | UCN'S | | | | |
|--------------|-----|-------|--------------------------------|------------|------------|--------------|-------------|---------------|-----------|-------------|----------|------------------------------|----------|------------|----------|--------------|----------|-------------|----------|----------------|-----------|-------------|----------|-----------|-----------|-------------|----------|---|
| CZ | ROL | MICRO | NOMBRE | Meta | Logro | Efic. % | Desv. | Meta | Logro | Efic. % | Desv. | Meta | Logro | Efic. % | Desv. | Meta | Logro | Efic. % | Desv. | Meta | Logro | Efic. % | Desv. | Meta | Logro | Efic. % | Desv. | |
| 5 | | 0 | SIN MICRO-REGION | 0 | 8 | - | -8 | 0 | 0 | - | 0 | 0 | 0 | 0 | 0 | 0 | 0 | 0 | 0 | 0 | 0 | 0 | 0 | 0 | 0 | 0 | 0 | 0 |
| 5 | TD | 1 | 01_JUAN RAMON BAAS VEGA_TD | 55 | 100 | 181.8 | -45 | 10 | 3 | 30.0 | 7 | 0 | 0 | - | 0 | 3 | 3 | 100.0 | 0 | 6 | 7 | 116.7 | -1 | 9 | 10 | 111.1 | -1 | |
| 5 | TD | 2 | 02_JULIO RENE VELA MAGAÑA_TD | 106 | 144 | 135.8 | -38 | 9 | 13 | 144.4 | -4 | 0 | 0 | - | 0 | 1 | 1 | 100.0 | 0 | 8 | 8 | 100.0 | 0 | 9 | 9 | 100.0 | 0 | |
| 5 | TD | 3 | 03_JOSE FRANCISCO YAN TZEC_TD | 55 | 48 | 87.3 | 7 | 13 | 3 | 23.1 | 10 | 0 | 0 | - | 0 | 2 | 1 | 50.0 | 1 | 3 | 5 | 166.7 | -2 | 5 | 6 | 120.0 | -1 | |
| 5 | ER | 4 | 04_CHABLE MARTINEZ MARIANA_ER | 45 | 17 | 37.8 | 28 | 3 | 9 | 300.0 | -6 | 1 | 0 | 0.0 | 1 | 1 | 0 | 0.0 | 1 | 2 | 0 | 0.0 | 2 | 4 | 0 | 0.0 | 4 | |
| 5 | TD | 5 | 05_LAZARO BECERRA RODRIGUEZ_TD | 99 | 148 | 149.5 | -49 | 12 | 10 | 83.3 | 2 | 2 | 0 | 0.0 | 2 | 2 | 0 | 0.0 | 2 | 4 | 2 | 50.0 | 2 | 8 | 2 | 25.0 | 6 | |
| Total | | | | 360 | 465 | 129.2 | -105 | 47 | 38 | 80.9 | 9 | 3 | 0 | 0.0 | 3 | 9 | 5 | 55.6 | 4 | 23 | 22 | 95.7 | 1 | 35 | 27 | 77.1 | 8 | |

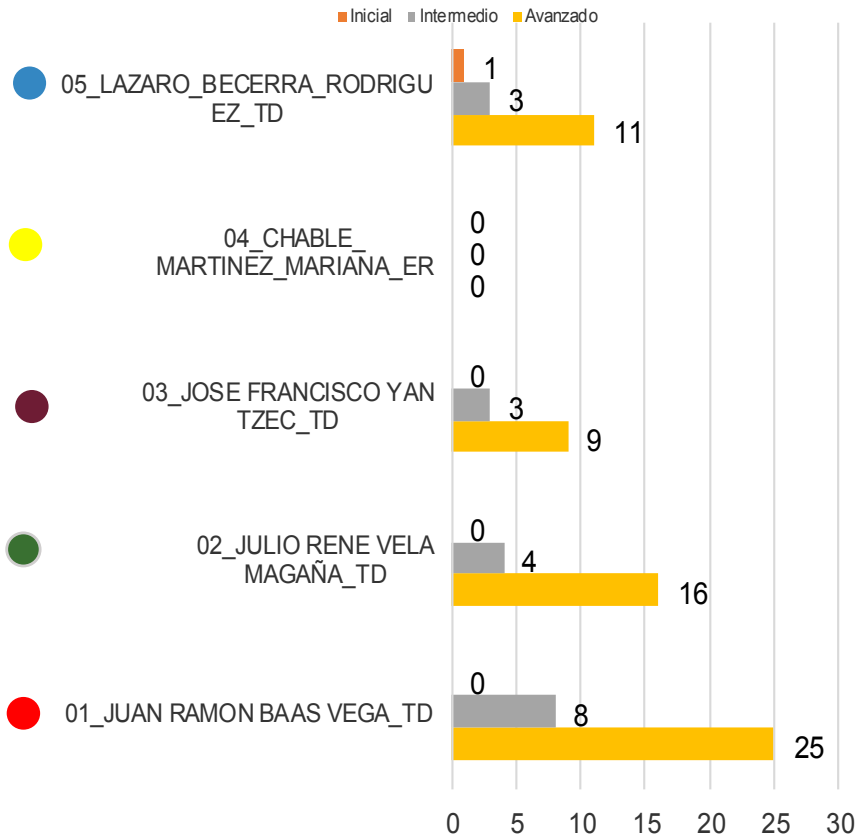
Enero-Marzo

| Escárcega | | | | Atención | | | | Incorporación | | | | ALFABETIZACIÓN (UCN INICIAL) | | | | UCN PRIMARIA | | | | UCN SECUNDARIA | | | | UCN'S | | | |
|--------------|-----|-------|--------------------------------|------------|------------|--------------|-------------|---------------|-----------|-------------|-----------|------------------------------|----------|-------------|----------|--------------|-----------|--------------|-----------|----------------|-----------|--------------|-----------|-----------|-----------|--------------|----------|
| CZ | ROL | MICRO | NOMBRE | Meta | Logro | Efic. % | Desv. | Meta | Logro | Efic. % | Desv. | Meta | Logro | Efic. % | Desv. | Meta | Logro | Efic. % | Desv. | Meta | Logro | Efic. % | Desv. | Meta | Logro | Efic. % | Desv. |
| 5 | | 0 | SIN MICRO-REGION | 0 | 8 | - | -8 | 0 | 2 | - | -2 | 0 | 0 | - | 0 | 0 | 0 | 0 | 0 | 0 | 0 | 0 | 0 | 0 | 0 | 0 | 0 |
| 5 | TD | 1 | 01_JUAN RAMON BAAS VEGA_TD | 55 | 100 | 181.8 | -45 | 32 | 17 | 53.1 | 15 | 0 | 0 | - | 0 | 5 | 8 | 160.0 | -3 | 18 | 25 | 138.9 | -7 | 23 | 33 | 143.5 | -10 |
| 5 | TD | 2 | 02_JULIO RENE VELA MAGAÑA_TD | 106 | 144 | 135.8 | -38 | 20 | 29 | 145.0 | -9 | 0 | 0 | - | 0 | 2 | 4 | 200.0 | -2 | 18 | 16 | 88.9 | 2 | 20 | 20 | 100.0 | 0 |
| 5 | TD | 3 | 03_JOSE FRANCISCO YAN TZEC_TD | 55 | 48 | 87.3 | 7 | 25 | 10 | 40.0 | 15 | 0 | 0 | - | 0 | 4 | 3 | 75.0 | 1 | 11 | 9 | 81.8 | 2 | 15 | 12 | 80.0 | 3 |
| 5 | ER | 4 | 04_CHABLE MARTINEZ MARIANA_ER | 45 | 17 | 37.8 | 28 | 3 | 9 | 300.0 | -6 | 1 | 0 | 0.0 | 1 | 1 | 0 | 0.0 | 1 | 2 | 0 | 0.0 | 2 | 4 | 0 | 0.0 | 4 |
| 5 | TD | 5 | 05_LAZARO BECERRA RODRIGUEZ_TD | 99 | 148 | 149.5 | -49 | 31 | 15 | 48.4 | 16 | 3 | 1 | 33.3 | 2 | 5 | 3 | 60.0 | 2 | 10 | 11 | 110.0 | -1 | 18 | 15 | 83.3 | 3 |
| Total | | | | 360 | 465 | 129.2 | -105 | 111 | 82 | 73.9 | 29 | 4 | 1 | 25.0 | 3 | 17 | 18 | 105.9 | -1 | 59 | 61 | 103.4 | -2 | 80 | 80 | 100.0 | 0 |

Avance anual

| Escárcega | | | | Atención | | | | Incorporación | | | | ALFABETIZACIÓN (UCN INICIAL) | | | | UCN PRIMARIA | | | | UCN SECUNDARIA | | | | UCN'S | | | |
|--------------|-----|-------|--------------------------------|------------|------------|-------------|------------|---------------|-----------|-------------|------------|------------------------------|----------|------------|------------|--------------|-----------|-------------|------------|----------------|-----------|-------------|------------|------------|-----------|-------------|------------|
| CZ | ROL | MICRO | NOMBRE | Meta | Logro | Efic. % | Desv. | Meta | Logro | Efic. % | Desv. | Meta | Logro | Efic. % | Desv. | Meta | Logro | Efic. % | Desv. | Meta | Logro | Efic. % | Desv. | Meta | Logro | Efic. % | Desv. |
| 5 | | 0 | SIN MICRO-REGION | 0 | 8 | - | -8 | 0 | 2 | - | -2 | 0 | 0 | - | 0 | 0 | 0 | 0 | 0 | 0 | 0 | 0 | 0 | 0 | 0 | 0 | 0 |
| 5 | TD | 1 | 01_JUAN RAMON BAAS VEGA_TD | 198 | 100 | 50.5 | 98 | 150 | 17 | 11.3 | 133 | 21 | 0 | 0.0 | 21 | 30 | 8 | 26.7 | 22 | 92 | 25 | 27.2 | 67 | 143 | 33 | 23.1 | 110 |
| 5 | TD | 2 | 02_JULIO RENE VELA MAGAÑA_TD | 210 | 144 | 68.6 | 66 | 157 | 29 | 18.5 | 128 | 21 | 0 | 0.0 | 21 | 31 | 4 | 12.9 | 27 | 91 | 16 | 17.6 | 75 | 143 | 20 | 14.0 | 123 |
| 5 | TD | 3 | 03_JOSE FRANCISCO YAN TZEC_TD | 189 | 48 | 25.4 | 141 | 149 | 10 | 6.7 | 139 | 21 | 0 | 0.0 | 21 | 27 | 3 | 11.1 | 24 | 70 | 9 | 12.9 | 61 | 118 | 12 | 10.2 | 106 |
| 5 | ER | 4 | 04_CHABLE MARTINEZ MARIANA_ER | 180 | 17 | 9.4 | 163 | 146 | 9 | 6.2 | 137 | 20 | 0 | 0.0 | 20 | 27 | 0 | 0.0 | 27 | 71 | 0 | 0.0 | 71 | 118 | 0 | 0.0 | 118 |
| 5 | TD | 5 | 05_LAZARO BECERRA RODRIGUEZ_TD | 185 | 148 | 80.0 | 37 | 150 | 15 | 10.0 | 135 | 20 | 1 | 5.0 | 19 | 27 | 3 | 11.1 | 24 | 71 | 11 | 15.5 | 60 | 118 | 15 | 12.7 | 103 |
| Total | | | | 962 | 465 | 48.3 | 497 | 752 | 82 | 10.9 | 670 | 103 | 1 | 1.0 | 102 | 142 | 18 | 12.7 | 124 | 395 | 61 | 15.4 | 334 | 640 | 80 | 12.5 | 560 |

Usuarios que concluyen nivel



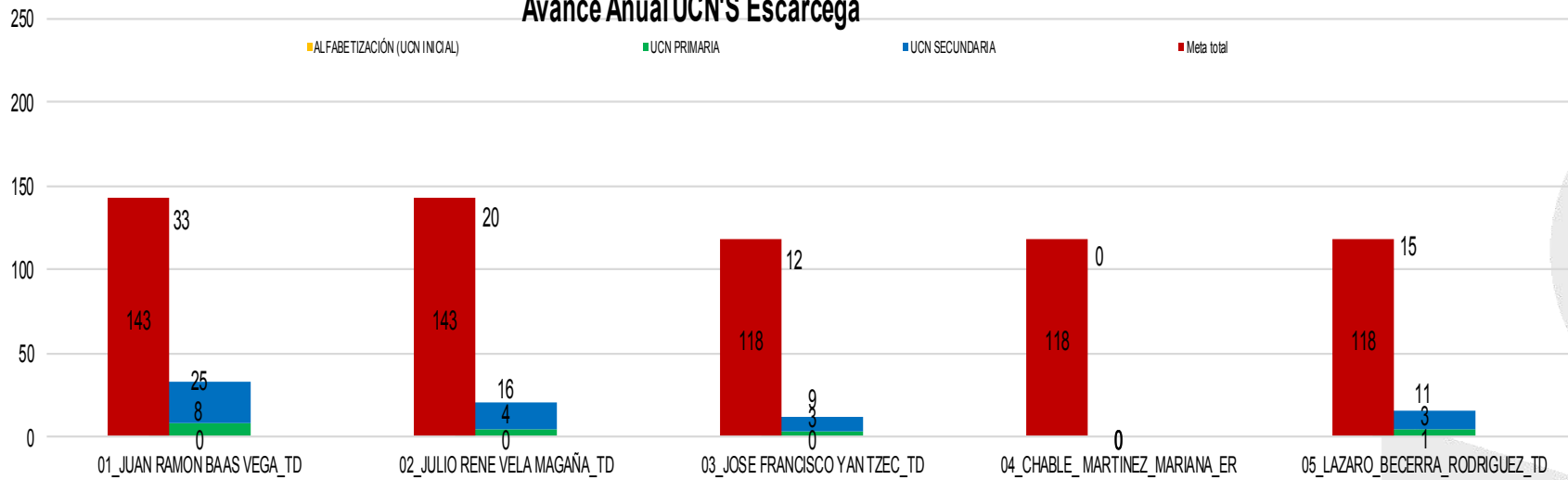
Localidades atendidas por microrregión en Escárcega



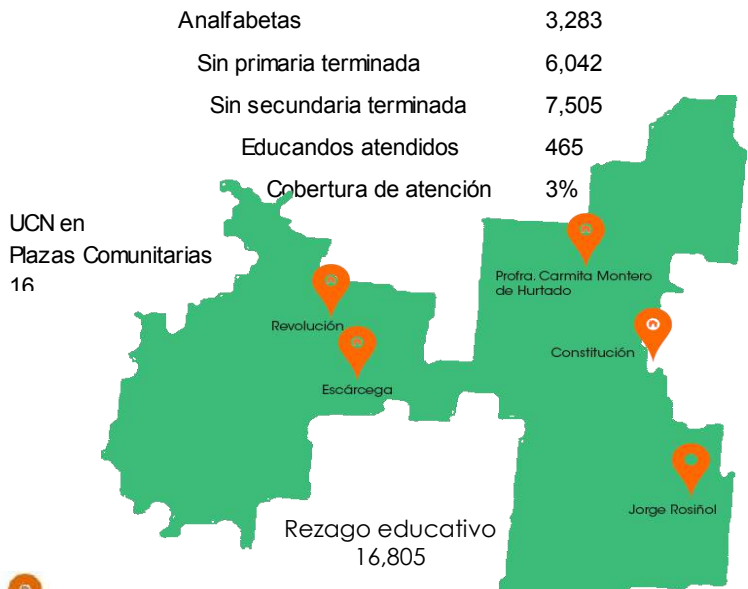
Atención por microrregión

| Micro | Localidades atendidas | Rezago en localidades | Asesores | C.E. | Promedio de educ. por C.E. | C.E. con mayor atención | Educandos |
|-------|-----------------------|-----------------------|----------|------|----------------------------|--|-----------|
| 1 | 1 | 7,750 | 10 | 15 | 6 | 20000737 ADRIANA FALCON ZAMUDIO | 18 |
| 2 | 1 | 7,750 | 18 | 28 | 5 | 20001322 DULCE OLIMA NOTARIO RODRIGUEZ | 20 |
| 3 | 9 | 3,407 | 11 | 17 | 3 | 20000366 NATIVIDAD TORRES ALVAREZ | 9 |
| 4 | 4 | 321 | 2 | 2 | 9 | 20180021 MAYRA CAMAS MENDEZ | 10 |
| 5 | 29 | 11,934 | 18 | 31 | 5 | 20180001 PEDRO PEREZ DAMIAN | 29 |

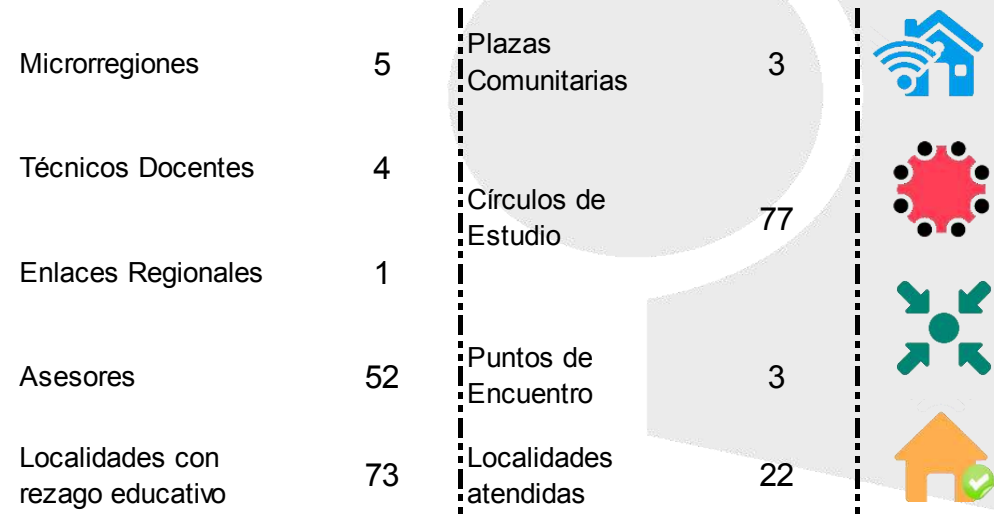
Avance Anual UCN'S Escárcega



Rezago educativo Escárcega



Infraestructura Operativa



Candelaria

Marzo

| Desempeño | |
|------------|------------|
| Óptimo | 100% o más |
| Bueno | 90% 99.9% |
| Regular | 70% 89.9% |
| Deficiente | 0% 69.9% |

Microrregión Indígena Bilingüe

| Candelaria | | | | Atención | | | | Incorporación | | | | ALFABETIZACIÓN (UCN INICIAL) | | | | UCN PRIMARIA | | | | UCN SECUNDARIA | | | | UCN'S | | | | |
|--------------|-----|-------|-------------------------------------|------------|------------|-------------|-----------|---------------|-----------|-------------|-----------|------------------------------|----------|------------|----------|--------------|----------|-------------|----------|----------------|-----------|-------------|----------|-----------|-----------|-------------|-----------|---|
| CZ | ROL | MICRO | NOMBRE | Meta | Logro | Efic. % | Desv. | Meta | Logro | Efic. % | Desv. | Meta | Logro | Efic. % | Desv. | Meta | Logro | Efic. % | Desv. | Meta | Logro | Efic. % | Desv. | Meta | Logro | Efic. % | Desv. | |
| 6 | | 0 | SIN MICRO-REGION | 0 | 12 | - | -12 | 0 | 1 | - | -1 | 0 | 0 | - | 0 | 0 | 0 | - | 0 | 0 | 0 | 0 | - | 0 | 0 | 0 | - | 0 |
| 6 | TD | 1 | 01_MARIA ESPERANZA BLANCO GARCIA_TD | 152 | 121 | 79.6 | 31 | 12 | 7 | 58.3 | 5 | 3 | 0 | 0.0 | 3 | 3 | 1 | 33.3 | 2 | 8 | 9 | 112.5 | -1 | 14 | 10 | 71.4 | 4 | |
| 6 | TD | 4 | 04_CONCEPCION FLORES SANCHEZ_TD | 126 | 128 | 101.6 | -2 | 15 | 8 | 53.3 | 7 | 1 | 0 | 0.0 | 1 | 2 | 4 | 200.0 | -2 | 8 | 4 | 50.0 | 4 | 11 | 8 | 72.7 | 3 | |
| 6 | TD | 5 | 05_JOSE RAUL TORRES CALIZ_TD | 76 | 66 | 86.8 | 10 | 16 | 15 | 93.8 | 1 | 0 | 0 | - | 0 | 1 | 1 | 100.0 | 0 | 2 | 1 | 50.0 | 1 | 3 | 2 | 66.7 | 1 | |
| 6 | ER | 8 | 08_SERGIO GARCIA REYES_ER | 0 | 0 | - | 0 | 0 | 0 | - | 0 | 0 | 0 | - | 0 | 0 | 0 | - | 0 | 0 | 0 | - | 0 | 0 | 0 | - | 0 | |
| 6 | ER | 9 | 09_JOEL FUENTES MONTEL_ER | 45 | 59 | 131.1 | -14 | 3 | 3 | 100.0 | 0 | 0 | 0 | - | 0 | 2 | 0 | 0.0 | 2 | 5 | 0 | 0.0 | 5 | 7 | 0 | 0.0 | 7 | |
| Total | | | | 399 | 386 | 96.7 | 13 | 46 | 34 | 73.9 | 12 | 4 | 0 | 0.0 | 4 | 8 | 6 | 75.0 | 2 | 23 | 14 | 60.9 | 9 | 35 | 20 | 57.1 | 15 | |


Enero-Marzo

| Candelaria | | | | Atención | | | | Incorporación | | | | ALFABETIZACIÓN (UCN INICIAL) | | | | UCN PRIMARIA | | | | UCN SECUNDARIA | | | | UCN'S | | | |
|--------------|-----|-------|-------------------------------------|------------|------------|-------------|-----------|---------------|-----------|-------------|----------|------------------------------|----------|------------|----------|--------------|-----------|--------------|-----------|----------------|-----------|-------------|----------|-----------|-----------|-------------|-----------|
| CZ | ROL | MICRO | NOMBRE | Meta | Logro | Efic. % | Desv. | Meta | Logro | Efic. % | Desv. | Meta | Logro | Efic. % | Desv. | Meta | Logro | Efic. % | Desv. | Meta | Logro | Efic. % | Desv. | Meta | Logro | Efic. % | Desv. |
| 6 | | 0 | SIN MICRO-REGION | 0 | 12 | - | -12 | 0 | 6 | - | -6 | 0 | 0 | - | 0 | 0 | 0 | - | 0 | 0 | 1 | - | -1 | 0 | 1 | - | -1 |
| 6 | TD | 1 | 01_MARIA ESPERANZA BLANCO GARCIA_TD | 152 | 121 | 79.6 | 31 | 36 | 19 | 52.8 | 17 | 3 | 0 | 0.0 | 3 | 5 | 6 | 120.0 | -1 | 18 | 23 | 127.8 | -5 | 26 | 29 | 111.5 | -3 |
| 6 | TD | 4 | 04_CONCEPCION FLORES SANCHEZ_TD | 126 | 128 | 101.6 | -2 | 28 | 27 | 96.4 | 1 | 1 | 0 | 0.0 | 1 | 4 | 6 | 150.0 | -2 | 18 | 7 | 38.9 | 11 | 23 | 13 | 56.5 | 10 |
| 6 | TD | 5 | 05_JOSE RAUL TORRES CALIZ_TD | 76 | 66 | 86.8 | 10 | 16 | 15 | 93.8 | 1 | 0 | 0 | - | 0 | 1 | 1 | 100.0 | 0 | 2 | 1 | 50.0 | 1 | 3 | 2 | 66.7 | 1 |
| 6 | ER | 8 | 08_SERGIO GARCIA REYES_ER | 0 | 0 | - | 0 | 0 | 0 | - | 0 | 0 | 0 | - | 0 | 0 | 0 | - | 0 | 0 | 0 | - | 0 | 0 | 0 | - | 0 |
| 6 | ER | 9 | 09_JOEL FUENTES MONTEL_ER | 45 | 59 | 131.1 | -14 | 3 | 3 | 100.0 | 0 | 0 | 0 | - | 0 | 2 | 0 | 0.0 | 2 | 5 | 0 | 0.0 | 5 | 7 | 0 | 0.0 | 7 |
| Total | | | | 399 | 386 | 96.7 | 13 | 83 | 78 | 94.0 | 5 | 4 | 0 | 0.0 | 4 | 12 | 13 | 108.3 | -1 | 43 | 34 | 79.1 | 9 | 59 | 47 | 79.7 | 12 |

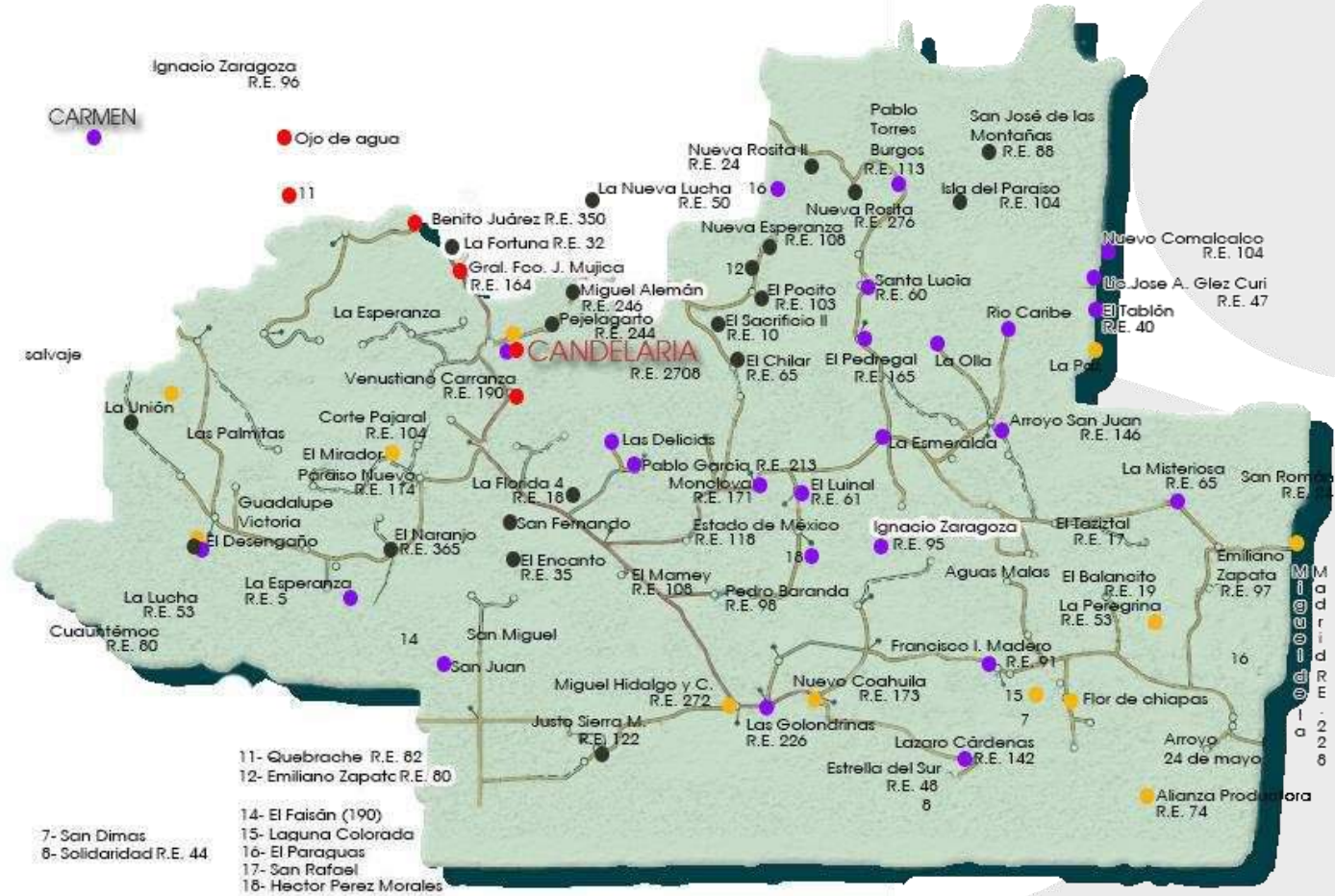
Avance anual

| Candelaria | | | | Atención | | | | Incorporación | | | | ALFABETIZACIÓN (UCN INICIAL) | | | | UCN PRIMARIA | | | | UCN SECUNDARIA | | | | UCN'S | | | |
|--------------|-----|-------|-------------------------------------|------------|------------|-------------|------------|---------------|-----------|-------------|------------|------------------------------|----------|------------|-----------|--------------|-----------|------------|------------|----------------|-----------|------------|------------|------------|-----------|------------|------------|
| CZ | ROL | MICRO | NOMBRE | Meta | Logro | Efic. % | Desv. | Meta | Logro | Efic. % | Desv. | Meta | Logro | Efic. % | Desv. | Meta | Logro | Efic. % | Desv. | Meta | Logro | Efic. % | Desv. | Meta | Logro | Efic. % | Desv. |
| 6 | | 0 | SIN MICRO-REGION | 0 | 12 | - | -12 | 0 | 6 | - | -6 | 0 | 0 | - | 0 | 0 | 0 | - | 0 | 0 | 1 | - | -1 | 0 | 1 | - | -1 |
| 6 | TD | 1 | 01_MARIA ESPERANZA BLANCO GARCIA_TD | 196 | 121 | 61.7 | 75 | 152 | 19 | 12.5 | 133 | 22 | 0 | 0.0 | 22 | 31 | 6 | 19.4 | 25 | 87 | 23 | 26.4 | 64 | 140 | 29 | 20.7 | 111 |
| 6 | TD | 4 | 04_CONCEPCION FLORES SANCHEZ_TD | 196 | 128 | 65.3 | 68 | 152 | 27 | 17.8 | 125 | 20 | 0 | 0.0 | 20 | 26 | 6 | 23.1 | 20 | 77 | 7 | 9.1 | 70 | 123 | 13 | 10.6 | 110 |
| 6 | TD | 5 | 05_JOSE RAUL TORRES CALIZ_TD | 193 | 66 | 34.2 | 127 | 152 | 15 | 9.9 | 137 | 19 | 0 | 0.0 | 19 | 27 | 1 | 3.7 | 26 | 77 | 1 | 1.3 | 76 | 123 | 2 | 1.6 | 121 |
| 6 | ER | 8 | 08_SERGIO GARCIA REYES_ER | 190 | 0 | 0.0 | 190 | 147 | 0 | 0.0 | 147 | 19 | 0 | 0.0 | 19 | 27 | 0 | 0.0 | 27 | 75 | 0 | 0.0 | 75 | 121 | 0 | 0.0 | 121 |
| 6 | ER | 9 | 09_JOEL FUENTES MONTEL_ER | 193 | 59 | 30.6 | 134 | 152 | 3 | 2.0 | 149 | 19 | 0 | 0.0 | 19 | 27 | 0 | 0.0 | 27 | 77 | 0 | 0.0 | 77 | 123 | 0 | 0.0 | 123 |
| Total | | | | 968 | 386 | 39.9 | 582 | 755 | 78 | 10.3 | 677 | 99 | 0 | 0.0 | 99 | 138 | 13 | 9.4 | 125 | 393 | 34 | 8.7 | 359 | 630 | 47 | 7.5 | 583 |

Usuarios que concluyen nivel



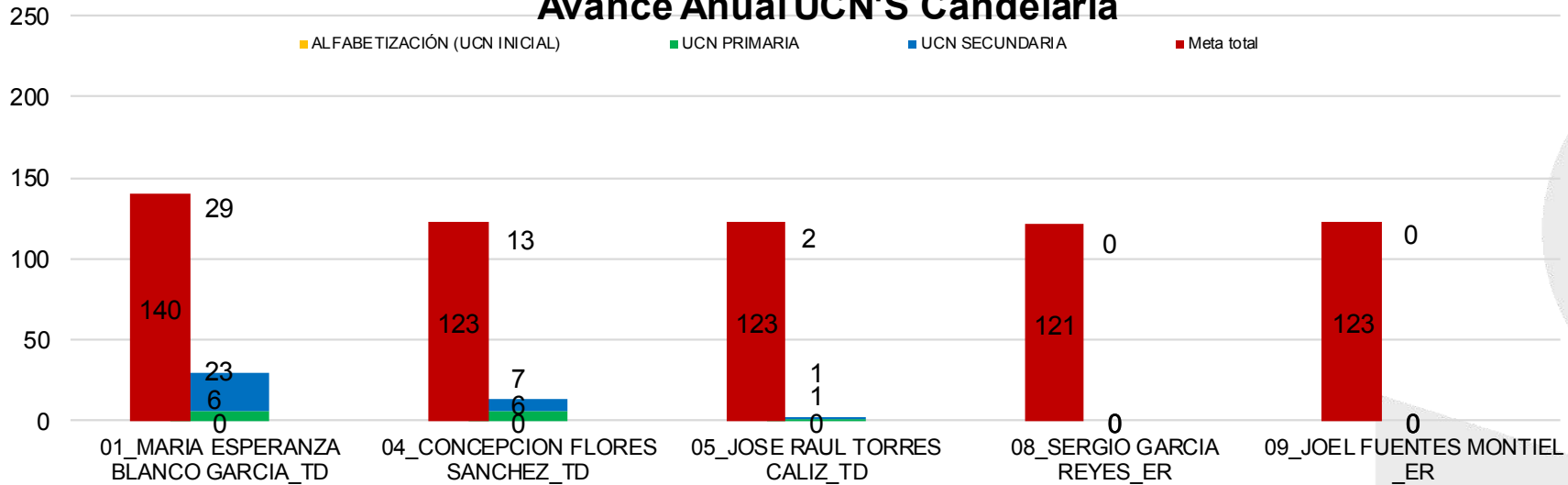
Localidades atendidas por microrregión en Candelaria



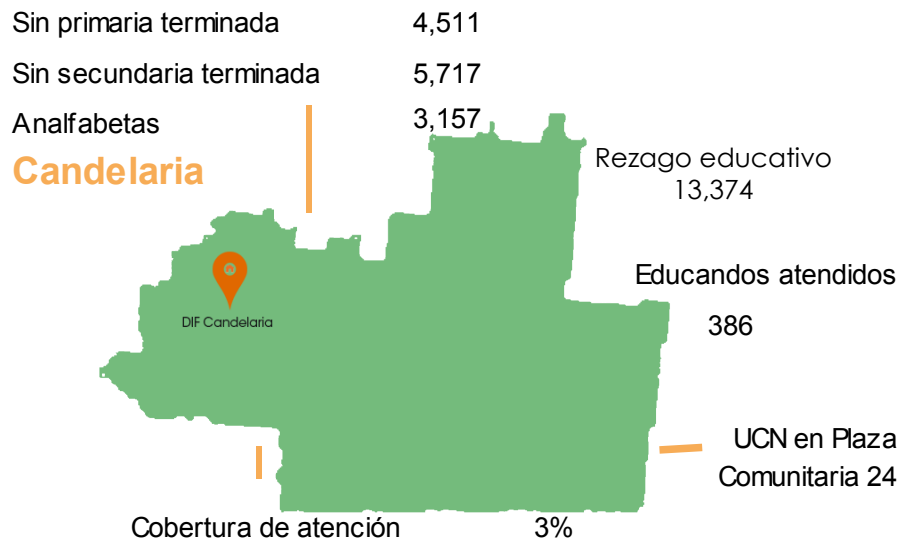
Atención por microrregión

| Microrregión | Localidades atendidas | Rezago en localidades | Asesores | C.E. | Promedio de educ. por C.E. | C.E. con mayor atención | Educandos |
|--------------|-----------------------|-----------------------|----------|------|----------------------------|---------------------------------------|-----------|
| 1 | 8 | 3,602 | 14 | 29 | 4 | 20160045 ISaura Flores Gomez | 17 |
| 4 | 23 | 2,047 | 21 | 44 | 3 | 20180054 Antonia Dominguez Velos | 10 |
| 5 | 23 | 38,875 | 18 | 26 | 3 | 20170035 Lizabeth Montelongo Martinez | 7 |
| 8 | 5 | 571 | 5 | 6 | 4 | 20110031 Dominga Garcia Hernandez | 14 |
| 9 | 9 | 2,800 | 6 | 15 | 3 | 20150005 Renigio Collado Mendez | 7 |


Avance Anual UCN'S Candelaria



Rezago educativo



Infraestructura Operativa



Carmen

Marzo

| Desempeño | |
|------------|------------|
| Óptimo | 100% o más |
| Bueno | 90% 99.9% |
| Regular | 70% 89.9% |
| Deficiente | 0% 69.9% |

Microrregión Indígena Bilingüe

| Carmen | | | | Atención | | | | Incorporación | | | | ALFABETIZACIÓN (UCN INICIAL) | | | | UCN PRIMARIA | | | | UCN SECUNDARIA | | | | UCN'S | | | | |
|--------------|-----|-------|---|--------------|--------------|--------------|-------------|---------------|------------|--------------|------------|------------------------------|-----------|--------------|-----------|--------------|-----------|--------------|-----------|----------------|-----------|--------------|------------|-----------|-----------|--------------|------------|---|
| CZ | ROL | MICRO | NOMBRE | Meta | Logro | Efic. % | Desv. | Meta | Logro | Efic. % | Desv. | Meta | Logro | Efic. % | Desv. | Meta | Logro | Efic. % | Desv. | Meta | Logro | Efic. % | Desv. | Meta | Logro | Efic. % | Desv. | |
| 7 | | 0 | SIN MICRO-REGION | 0 | 49 | - | -49 | 0 | 11 | - | -11 | 0 | 0 | - | 0 | 0 | 0 | - | 0 | 0 | 0 | - | 0 | 0 | 0 | 0 | - | 0 |
| 7 | TD | 1 | 01_ATANACIO BALAN GUZMAN_TD | 184 | 198 | 107.6 | -14 | 17 | 18 | 105.9 | -1 | 1 | 1 | 100.0 | 0 | 3 | 5 | 166.7 | -2 | 5 | 10 | 200.0 | -5 | 9 | 16 | 177.8 | -7 | |
| 7 | TD | 2 | 02_MA DE JESUS ALICIA BLANCO RAMIREZ_TD | 239 | 276 | 115.5 | -37 | 16 | 32 | 200.0 | -16 | 2 | 2 | 100.0 | 0 | 4 | 2 | 50.0 | 2 | 9 | 18 | 200.0 | -9 | 15 | 22 | 146.7 | -7 | |
| 7 | TD | 3 | 03_OLGA CONCEPCION CANEPA SAENZ_TD | 143 | 169 | 118.2 | -26 | 19 | 16 | 84.2 | 3 | 1 | 1 | 100.0 | 0 | 3 | 4 | 133.3 | -1 | 5 | 9 | 180.0 | -4 | 9 | 14 | 155.6 | -5 | |
| 7 | TD | 5 | 05_MIRNA GUADALUPE LEON KU_TD | 251 | 280 | 111.6 | -29 | 15 | 29 | 193.3 | -14 | 2 | 2 | 100.0 | 0 | 1 | 2 | 200.0 | -1 | 6 | 10 | 166.7 | -4 | 9 | 14 | 155.6 | -5 | |
| 7 | TD | 6 | 06_JUAN LAINEZ SUCHITE_TD | 152 | 138 | 90.8 | 14 | 15 | 6 | 40.0 | 9 | 3 | 5 | 166.7 | -2 | 3 | 4 | 133.3 | -1 | 10 | 11 | 110.0 | -1 | 16 | 20 | 125.0 | -4 | |
| 7 | ER | 7 | 07_ALONDRA MARIA BAQUIERO JIMENEZ_ER | 118 | 103 | 87.3 | 15 | 14 | 5 | 35.7 | 9 | 1 | 4 | 400.0 | -3 | 1 | 1 | 100.0 | 0 | 6 | 6 | 100.0 | 0 | 8 | 11 | 137.5 | -3 | |
| Total | | | | 1,087 | 1,213 | 111.6 | -126 | 96 | 117 | 121.9 | -21 | 10 | 15 | 150.0 | -5 | 15 | 18 | 120.0 | -3 | 41 | 64 | 156.1 | -23 | 66 | 97 | 147.0 | -31 | |

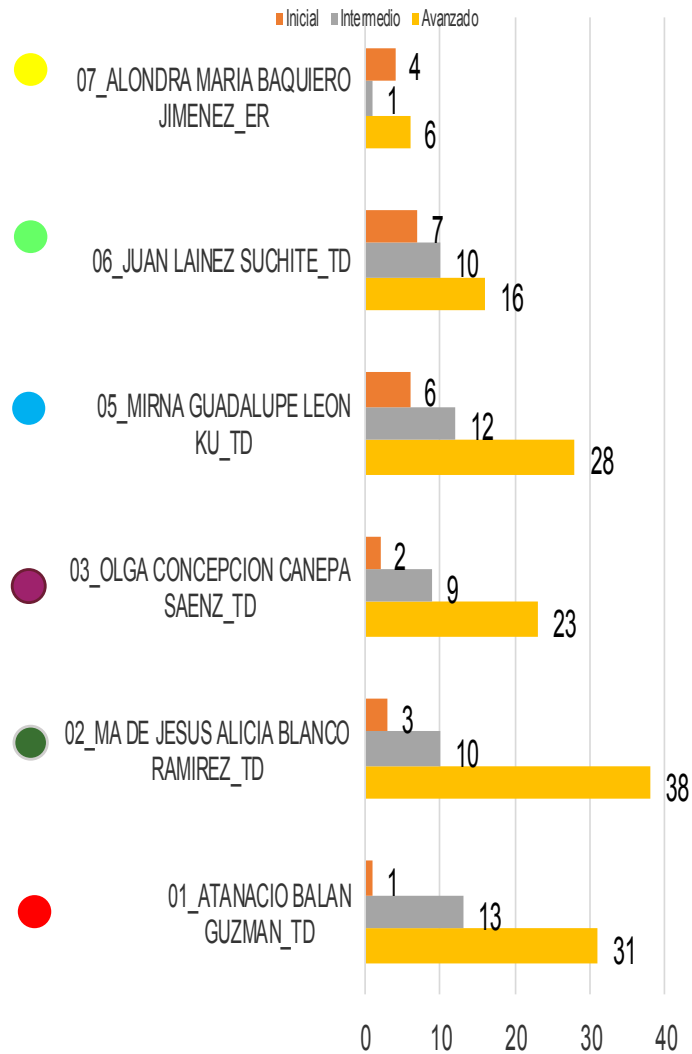
Enero-Marzo

| Carmen | | | | Atención | | | | Incorporación | | | | ALFABETIZACIÓN (UCN INICIAL) | | | | UCN PRIMARIA | | | | UCN SECUNDARIA | | | | UCN'S | | | | |
|--------------|-----|-------|---|--------------|--------------|--------------|-------------|---------------|------------|--------------|------------|------------------------------|-----------|--------------|-----------|--------------|-----------|--------------|------------|----------------|------------|--------------|------------|------------|------------|--------------|------------|---|
| CZ | ROL | MICRO | NOMBRE | Meta | Logro | Efic. % | Desv. | Meta | Logro | Efic. % | Desv. | Meta | Logro | Efic. % | Desv. | Meta | Logro | Efic. % | Desv. | Meta | Logro | Efic. % | Desv. | Meta | Logro | Efic. % | Desv. | |
| 7 | | 0 | SIN MICRO-REGION | 0 | 49 | - | -49 | 0 | 20 | - | -20 | 0 | 0 | - | 0 | 0 | 0 | - | 0 | 0 | 0 | - | 0 | 0 | 0 | 0 | - | 0 |
| 7 | TD | 1 | 01_ATANACIO BALAN GUZMAN_TD | 184 | 198 | 107.6 | -14 | 38 | 36 | 94.7 | 2 | 1 | 1 | 100.0 | 0 | 9 | 13 | 144.4 | -4 | 28 | 31 | 110.7 | -3 | 38 | 45 | 118.4 | -7 | |
| 7 | TD | 2 | 02_MA DE JESUS ALICIA BLANCO RAMIREZ_TD | 239 | 276 | 115.5 | -37 | 44 | 58 | 131.8 | -14 | 3 | 3 | 100.0 | 0 | 10 | 10 | 100.0 | 0 | 27 | 38 | 140.7 | -11 | 40 | 51 | 127.5 | -11 | |
| 7 | TD | 3 | 03_OLGA CONCEPCION CANEPA SAENZ_TD | 143 | 169 | 118.2 | -26 | 19 | 34 | 178.9 | -15 | 2 | 2 | 100.0 | 0 | 8 | 9 | 112.5 | -1 | 21 | 23 | 109.5 | -2 | 31 | 34 | 109.7 | -3 | |
| 7 | TD | 5 | 05_MIRNA GUADALUPE LEON KU_TD | 251 | 280 | 111.6 | -29 | 34 | 61 | 179.4 | -27 | 6 | 6 | 100.0 | 0 | 11 | 12 | 109.1 | -1 | 23 | 28 | 121.7 | -5 | 40 | 46 | 115.0 | -6 | |
| 7 | TD | 6 | 06_JUAN LAINEZ SUCHITE_TD | 152 | 138 | 90.8 | 14 | 45 | 22 | 48.9 | 23 | 6 | 7 | 116.7 | -1 | 7 | 10 | 142.9 | -3 | 22 | 16 | 72.7 | 6 | 35 | 33 | 94.3 | 2 | |
| 7 | ER | 7 | 07_ALONDRA MARIA BAQUIERO JIMENEZ_ER | 118 | 103 | 87.3 | 15 | 23 | 5 | 21.7 | 18 | 1 | 4 | 400.0 | -3 | 3 | 1 | 33.3 | 2 | 26 | 6 | 23.1 | 20 | 30 | 11 | 36.7 | 19 | |
| Total | | | | 1,087 | 1,213 | 111.6 | -126 | 203 | 245 | 120.7 | -42 | 19 | 23 | 121.1 | -4 | 48 | 63 | 131.3 | -15 | 147 | 163 | 110.9 | -16 | 214 | 249 | 116.4 | -35 | |

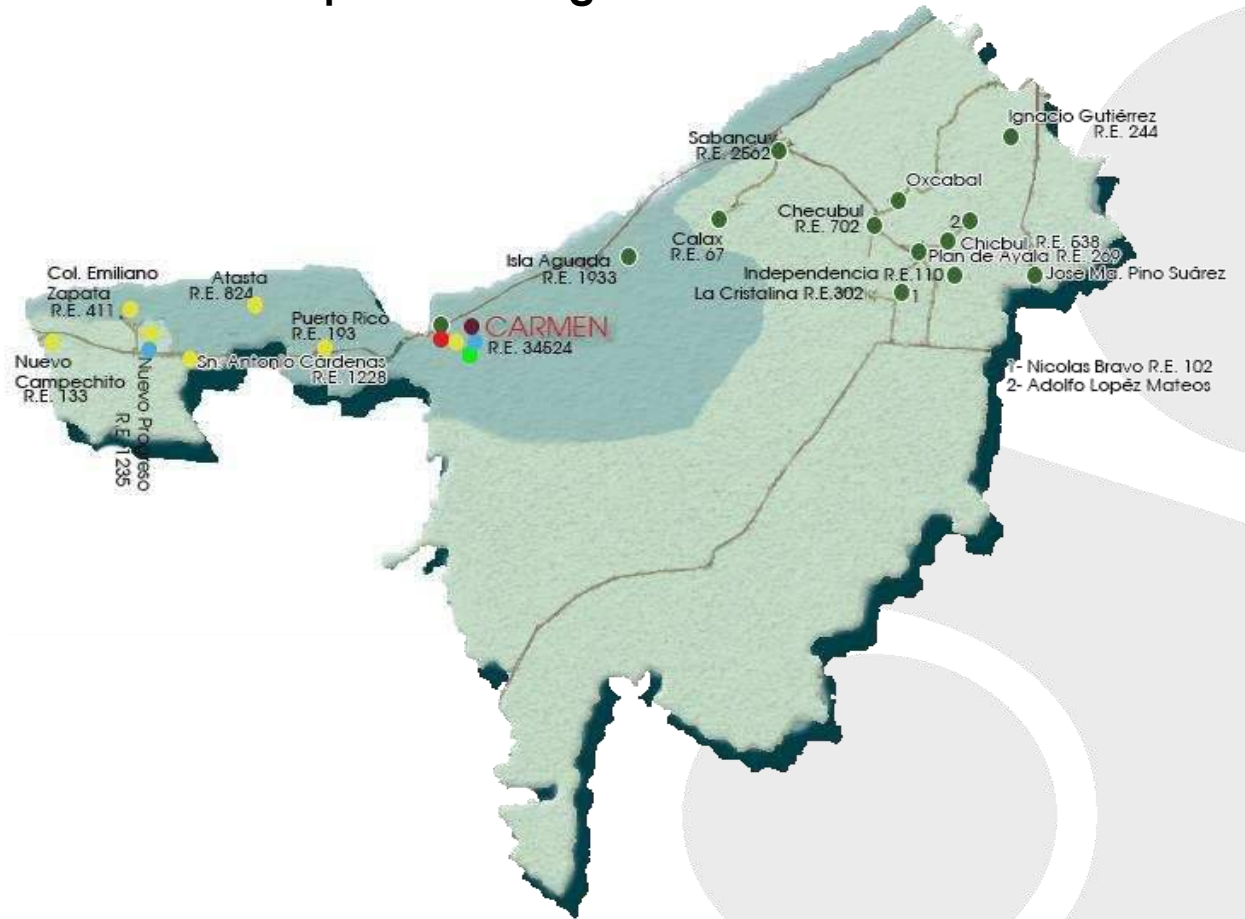
Avance anual

| Carmen | | | | Atención | | | | Incorporación | | | | ALFABETIZACIÓN (UCN INICIAL) | | | | UCN PRIMARIA | | | | UCN SECUNDARIA | | | | UCN'S | | | | |
|--------------|-----|-------|---|--------------|--------------|-------------|------------|---------------|------------|-------------|------------|------------------------------|-----------|-------------|------------|--------------|-----------|-------------|------------|----------------|------------|-------------|------------|------------|------------|-------------|------------|---|
| CZ | ROL | MICRO | NOMBRE | Meta | Logro | Efic. % | Desv. | Meta | Logro | Efic. % | Desv. | Meta | Logro | Efic. % | Desv. | Meta | Logro | Efic. % | Desv. | Meta | Logro | Efic. % | Desv. | Meta | Logro | Efic. % | Desv. | |
| 7 | | 0 | SIN MICRO-REGION | 0 | 49 | - | -49 | 0 | 20 | - | -20 | 0 | 0 | - | 0 | 0 | 0 | - | 0 | 0 | 0 | - | 0 | 0 | 0 | 0 | - | 0 |
| 7 | TD | 1 | 01_ATANACIO BALAN GUZMAN_TD | 262 | 198 | 75.6 | 64 | 200 | 36 | 18.0 | 164 | 23 | 1 | 4.3 | 22 | 42 | 13 | 31.0 | 29 | 106 | 31 | 29.2 | 75 | 171 | 45 | 26.3 | 126 | |
| 7 | TD | 2 | 02_MA DE JESUS ALICIA BLANCO RAMIREZ_TD | 281 | 276 | 98.2 | 5 | 213 | 58 | 27.2 | 155 | 34 | 3 | 8.8 | 31 | 44 | 10 | 22.7 | 34 | 107 | 38 | 35.5 | 69 | 185 | 51 | 27.6 | 134 | |
| 7 | TD | 3 | 03_OLGA CONCEPCION CANEPA SAENZ_TD | 220 | 169 | 76.8 | 51 | 176 | 34 | 19.3 | 142 | 22 | 2 | 9.1 | 20 | 31 | 9 | 29.0 | 22 | 90 | 23 | 25.6 | 67 | 143 | 34 | 23.8 | 109 | |
| 7 | TD | 5 | 05_MIRNA GUADALUPE LEON KU_TD | 303 | 280 | 92.4 | 23 | 226 | 61 | 27.0 | 165 | 32 | 6 | 18.8 | 26 | 49 | 12 | 24.5 | 37 | 113 | 28 | 24.8 | 85 | 194 | 46 | 23.7 | 148 | |
| 7 | TD | 6 | 06_JUAN LAINEZ SUCHITE_TD | 214 | 138 | 64.5 | 76 | 168 | 22 | 13.1 | 146 | 20 | 7 | 35.0 | 13 | 28 | 10 | 35.7 | 18 | 95 | 16 | 16.8 | 79 | 143 | 33 | 23.1 | 110 | |
| 7 | ER | 7 | 07_ALONDRA MARIA BAQUIERO JIMENEZ_ER | 189 | 103 | 54.5 | 86 | 163 | 5 | 3.1 | 158 | 26 | 4 | 15.4 | 22 | 29 | 1 | 3.4 | 28 | 87 | 6 | 6.9 | 81 | 142 | 11 | 7.7 | 131 | |
| Total | | | | 1,469 | 1,213 | 82.6 | 256 | 1,146 | 245 | 21.4 | 901 | 157 | 23 | 14.6 | 134 | 223 | 63 | 28.3 | 160 | 598 | 163 | 27.3 | 435 | 978 | 249 | 25.5 | 729 | |

Usuarios que concluyen nivel



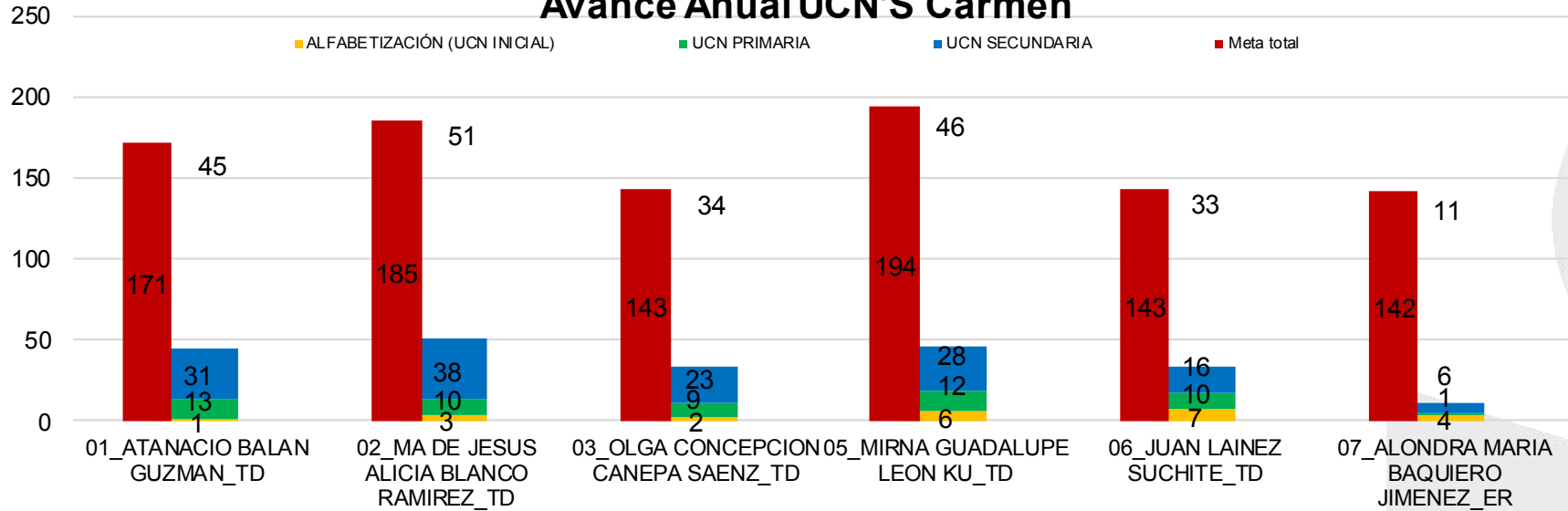
Localidades atendidas por microrregión en Carmen



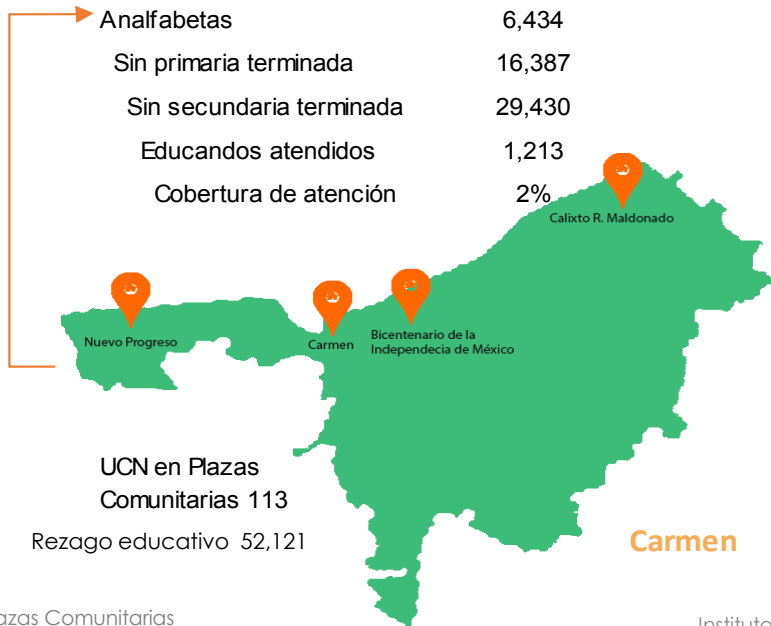
Atención por microrregión

| Micro | Localidades atendidas | Rezago en localidades | Asesores | C.E. | Promedio de educ. por C.E. | C.E. con mayor atención | Educandos |
|-------|-----------------------|-----------------------|----------|------|----------------------------|---|-----------|
| 1 | 3 | 36,268 | 14 | 24 | 9 | 20090205 EMMANUEL EDUARDO GONZALEZ GUILLERMO | 25 |
| 2 | 11 | 40,804 | 21 | 36 | 8 | 20040045 PATRICIA DE LA CRUZ DIAZ | 29 |
| 3 | 1 | 34,351 | 9 | 17 | 10 | 20110205 NOEL PAREDES BERTRUY | 43 |
| 5 | 1 | 34,351 | 17 | 37 | 8 | 20140082 GLADYS EUTIMA AGUILAR AZCUAGA | 45 |
| 6 | 2 | 34,992 | 13 | 20 | 7 | 20170055 MARIBEL DEL CARMEN DOMINGUEZ CORDERO | 24 |
| 7 | 6 | 38,216 | 7 | 16 | 7 | 20180064 LENIS MAGDALENA OCAÑA REYES | 19 |

Avance Anual UCN'S Carmen



Rezago educativo



Infraestructura Operativa

| | |
|----------------------------------|-----|
| Microrregiones | 6 |
| Técnicos Docentes | 5 |
| Enlaces Regionales | 1 |
| Asesores | 73 |
| Localidades con rezago educativo | 119 |

| | |
|-----------------------|-----|
| Plazas Comunitarias | 5 |
| Círculos de Estudio | 150 |
| Puntos de Encuentro | 0 |
| Localidades atendidas | 27 |



Calakmul

Marzo

| Desempeño | |
|------------|------------|
| Óptimo | 100% o más |
| Bueno | 90% 99.9% |
| Regular | 70% 89.9% |
| Deficiente | 0% 69.9% |

Microrregión Indígena Bilingüe

| Calakmul | | | | Atención | | | | Incorporación | | | | ALFABETIZACIÓN (UCN INICIAL) | | | | UCN PRIMARIA | | | | UCN SECUNDARIA | | | | UCN'S | | | | |
|--------------|-----|-------|------------------------------------|------------|------------|--------------|------------|---------------|-----------|-------------|-----------|------------------------------|----------|------------|----------|--------------|----------|-------------|----------|----------------|----------|-------------|-----------|-----------|----------|-------------|-----------|---|
| CZ | ROL | MICRO | NOMBRE | Meta | Logro | Efic. % | Desv. | Meta | Logro | Efic. % | Desv. | Meta | Logro | Efic. % | Desv. | Meta | Logro | Efic. % | Desv. | Meta | Logro | Efic. % | Desv. | Meta | Logro | Efic. % | Desv. | |
| 8 | | 0 | SIN MICRO-REGION | 0 | 4 | - | -4 | 0 | 1 | - | -1 | 0 | 0 | - | 0 | 0 | 0 | - | 0 | 0 | 0 | - | 0 | 0 | 0 | 0 | - | 0 |
| 8 | TD | 1 | 01 NORMA MANDUJANO ZENTENO_TD | 39 | 43 | 110.3 | -4 | 2 | 0 | 0.0 | 2 | 0 | 0 | - | 0 | 2 | 0 | 0.0 | 2 | 3 | 0 | 0.0 | 3 | 5 | 0 | 0.0 | 5 | |
| 8 | TD | 2 | 02 EDUARDO ENRIQUE CANCHE CACH_TD | 22 | 51 | 231.8 | -29 | 12 | 8 | 66.7 | 4 | 0 | 0 | - | 0 | 2 | 3 | 150.0 | -1 | 5 | 1 | 20.0 | 4 | 7 | 4 | 57.1 | 3 | |
| 8 | ER | * 3 | 03 ALEJANDRO SOLIS ARCOS_ER | 8 | 37 | 462.5 | -29 | 3 | 4 | 133.3 | -1 | 0 | 0 | - | 0 | 0 | 0 | - | 0 | 0 | 1 | - | -1 | 0 | 1 | - | -1 | |
| 8 | ER | 3 | 03 ALEJANDRO SOLIS ARCOS_ER | 8 | 26 | 325.0 | -18 | 3 | 4 | 133.3 | -1 | 0 | 0 | - | 0 | 0 | 0 | - | 0 | 0 | 1 | - | -1 | 0 | 1 | - | -1 | |
| 8 | ER | 4 | 04 JOSE ALBERTO VAZQUEZ VAZQUEZ_ER | 34 | 29 | 85.3 | 5 | 14 | 0 | 0.0 | 14 | 1 | 0 | 0.0 | 1 | 1 | 0 | 0.0 | 1 | 4 | 0 | 0.0 | 4 | 6 | 0 | 0.0 | 6 | |
| Total | | | | 103 | 164 | 159.2 | -61 | 31 | 13 | 41.9 | 18 | 1 | 0 | 0.0 | 1 | 5 | 3 | 60.0 | 2 | 12 | 2 | 16.7 | 10 | 18 | 5 | 27.8 | 13 | |

Enero-Marzo

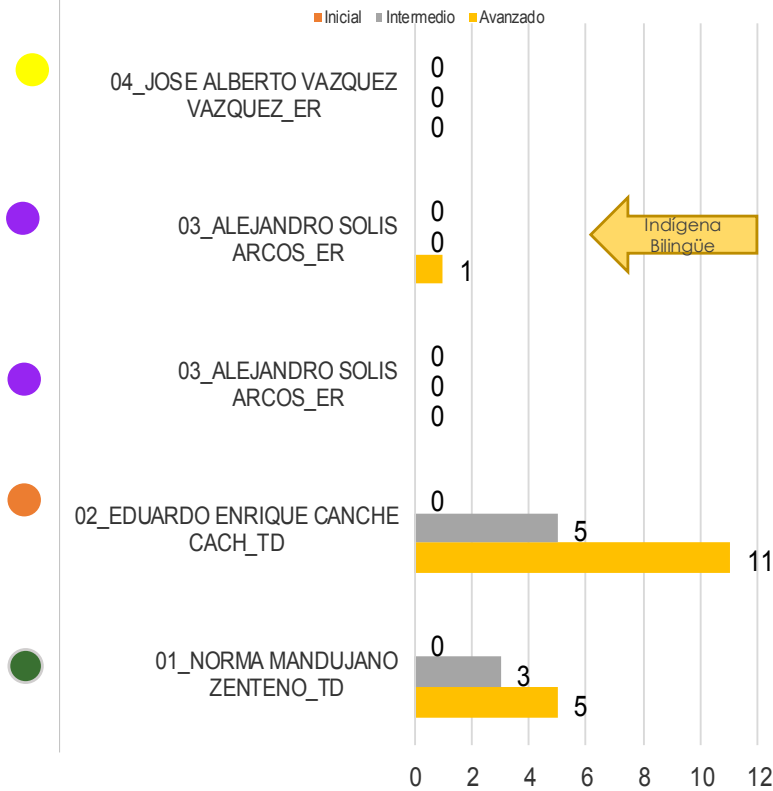
| Calakmul | | | | Atención | | | | Incorporación | | | | ALFABETIZACIÓN (UCN INICIAL) | | | | UCN PRIMARIA | | | | UCN SECUNDARIA | | | | UCN'S | | | | |
|--------------|-----|-------|------------------------------------|------------|------------|--------------|------------|---------------|-----------|-------------|-----------|------------------------------|----------|------------|----------|--------------|----------|-------------|----------|----------------|-----------|-------------|-----------|-----------|-----------|-------------|-----------|---|
| CZ | ROL | MICRO | NOMBRE | Meta | Logro | Efic. % | Desv. | Meta | Logro | Efic. % | Desv. | Meta | Logro | Efic. % | Desv. | Meta | Logro | Efic. % | Desv. | Meta | Logro | Efic. % | Desv. | Meta | Logro | Efic. % | Desv. | |
| 8 | | 0 | SIN MICRO-REGION | 0 | 4 | - | -4 | 0 | 4 | - | -4 | 0 | 0 | - | 0 | 0 | 0 | - | 0 | 0 | 0 | - | 0 | 0 | 0 | 0 | - | 0 |
| 8 | TD | 1 | 01 NORMA MANDUJANO ZENTENO_TD | 39 | 43 | 110.3 | -4 | 14 | 4 | 28.6 | 10 | 0 | 0 | - | 0 | 8 | 3 | 37.5 | 5 | 9 | 5 | 55.6 | 4 | 17 | 8 | 47.1 | 9 | |
| 8 | TD | 2 | 02 EDUARDO ENRIQUE CANCHE CACH_TD | 22 | 51 | 231.8 | -29 | 24 | 26 | 108.3 | -2 | 0 | 0 | - | 0 | 2 | 5 | 250.0 | -3 | 17 | 11 | 64.7 | 6 | 19 | 16 | 84.2 | 3 | |
| 8 | ER | * 3 | 03 ALEJANDRO SOLIS ARCOS_ER | 8 | 37 | 462.5 | -29 | 3 | 5 | 166.7 | -2 | 0 | 0 | - | 0 | 0 | 0 | - | 0 | 0 | 1 | - | -1 | 0 | 1 | - | -1 | |
| 8 | ER | 3 | 03 ALEJANDRO SOLIS ARCOS_ER | 8 | 26 | 325.0 | -18 | 3 | 4 | 133.3 | -1 | 0 | 0 | - | 0 | 0 | 0 | - | 0 | 0 | 1 | - | -1 | 0 | 1 | - | -1 | |
| 8 | ER | 4 | 04 JOSE ALBERTO VAZQUEZ VAZQUEZ_ER | 34 | 29 | 85.3 | 5 | 14 | 0 | 0.0 | 14 | 1 | 0 | 0.0 | 1 | 1 | 0 | 0.0 | 1 | 4 | 0 | 0.0 | 4 | 6 | 0 | 0.0 | 6 | |
| Total | | | | 103 | 164 | 159.2 | -61 | 55 | 42 | 76.4 | 13 | 1 | 0 | 0.0 | 1 | 11 | 8 | 72.7 | 3 | 30 | 18 | 60.0 | 12 | 42 | 26 | 61.9 | 16 | |

Avance anual

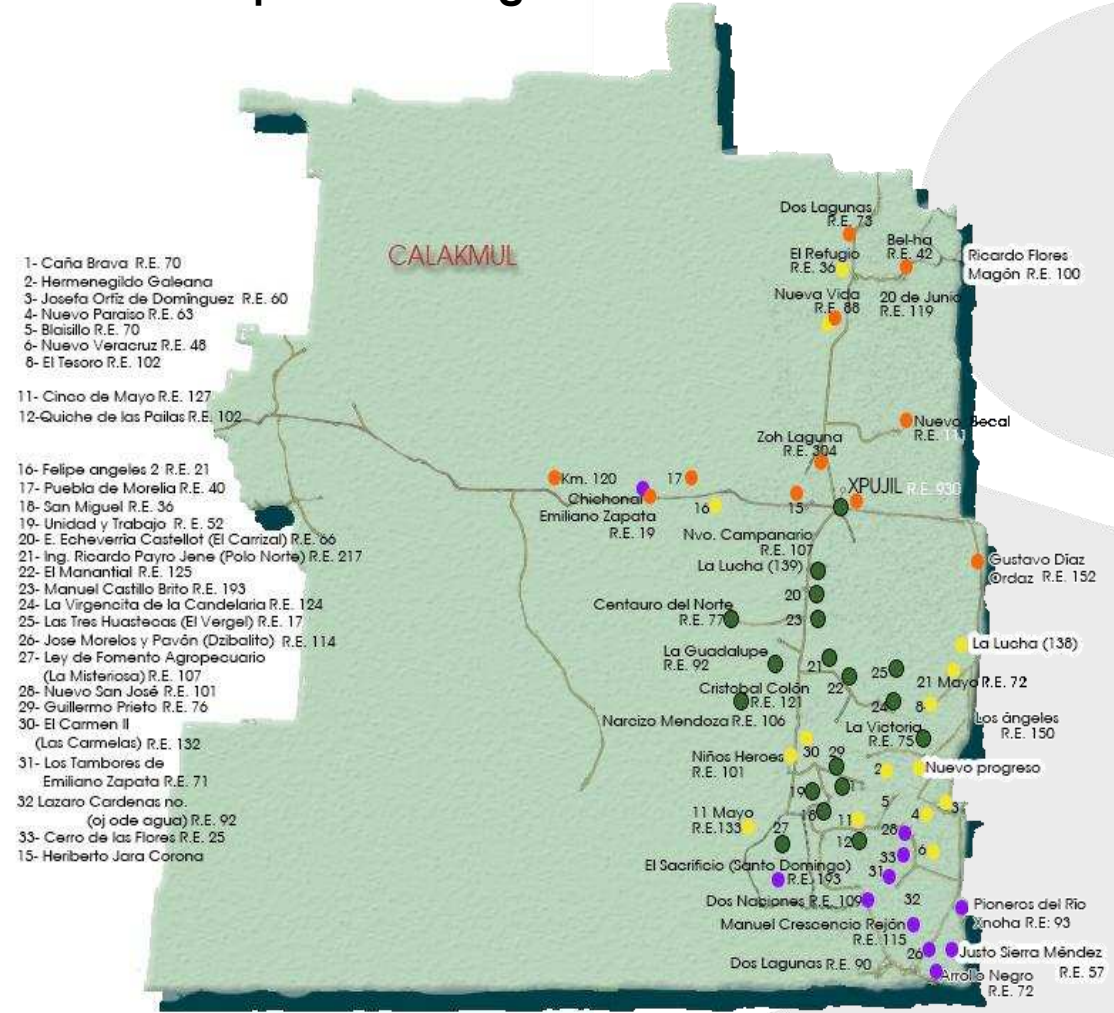
| Calakmul | | | | Atención | | | | Incorporación | | | | ALFABETIZACIÓN (UCN INICIAL) | | | | UCN PRIMARIA | | | | UCN SECUNDARIA | | | | UCN'S | | | | |
|--------------|-----|-------|------------------------------------|------------|------------|-------------|------------|---------------|-----------|------------|------------|------------------------------|----------|------------|-----------|--------------|----------|------------|-----------|----------------|-----------|------------|------------|------------|-----------|------------|------------|---|
| CZ | ROL | MICRO | NOMBRE | Meta | Logro | Efic. % | Desv. | Meta | Logro | Efic. % | Desv. | Meta | Logro | Efic. % | Desv. | Meta | Logro | Efic. % | Desv. | Meta | Logro | Efic. % | Desv. | Meta | Logro | Efic. % | Desv. | |
| 8 | | 0 | SIN MICRO-REGION | 0 | 4 | - | -4 | 0 | 4 | - | -4 | 0 | 0 | - | 0 | 0 | 0 | - | 0 | 0 | 0 | - | 0 | 0 | 0 | 0 | - | 0 |
| 8 | TD | 1 | 01 NORMA MANDUJANO ZENTENO_TD | 179 | 43 | 24.0 | 136 | 126 | 4 | 3.2 | 122 | 19 | 0 | 0.0 | 19 | 24 | 3 | 12.5 | 21 | 75 | 5 | 6.7 | 70 | 118 | 8 | 6.8 | 110 | |
| 8 | TD | 2 | 02 EDUARDO ENRIQUE CANCHE CACH_TD | 190 | 51 | 26.8 | 139 | 150 | 26 | 17.3 | 124 | 19 | 0 | 0.0 | 19 | 27 | 5 | 18.5 | 22 | 84 | 11 | 13.1 | 73 | 130 | 16 | 12.3 | 114 | |
| 8 | ER | * 3 | 03 ALEJANDRO SOLIS ARCOS_ER | 45 | 37 | 82.2 | 8 | 35 | 5 | 14.3 | 30 | 15 | 0 | 0.0 | 15 | 7 | 0 | 0.0 | 7 | 0 | 1 | - | -1 | 22 | 1 | 4.5 | 21 | |
| 8 | ER | 3 | 03 ALEJANDRO SOLIS ARCOS_ER | 45 | 26 | 57.8 | 19 | 35 | 4 | 11.4 | 31 | 15 | 0 | 0.0 | 15 | 7 | 0 | 0.0 | 7 | 0 | 1 | - | -1 | 22 | 1 | 4.5 | 21 | |
| 8 | ER | 4 | 04 JOSE ALBERTO VAZQUEZ VAZQUEZ_ER | 147 | 29 | 19.7 | 118 | 126 | 0 | 0.0 | 126 | 19 | 0 | 0.0 | 19 | 24 | 0 | 0.0 | 24 | 54 | 0 | 0.0 | 54 | 97 | 0 | 0.0 | 97 | |
| Total | | | | 561 | 164 | 29.2 | 397 | 437 | 42 | 9.6 | 395 | 72 | 0 | 0.0 | 72 | 82 | 8 | 9.8 | 74 | 213 | 18 | 8.5 | 195 | 367 | 26 | 7.1 | 341 | |

Nota: Los logros de la microrregión Indígena Bilingüe, se encuentran contemplados en el logro total de la micro 3 *

Usuarios que concluyen nivel



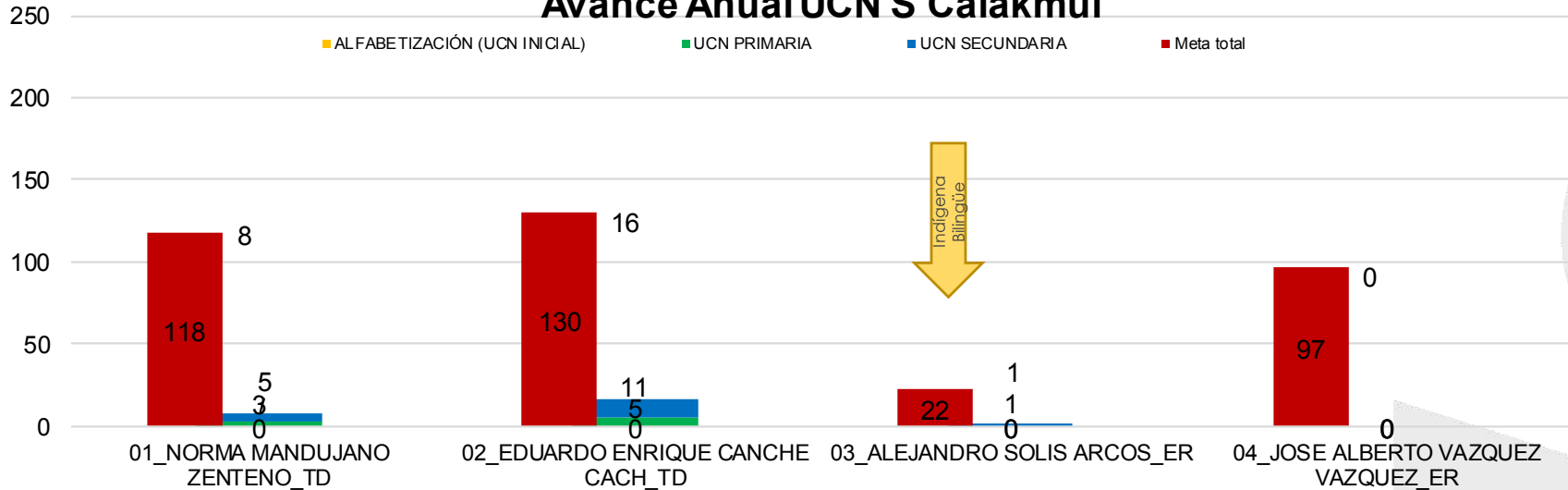
Localidades atendidas por microrregión en Calakmul



Atención por microrregión

| Micro | Localidades atendidas | Rezago en localidades | Asesores | C.E. | Promedio de educ. por C.E. | C.E. con mayor atención | Educandos |
|-------|-----------------------|-----------------------|----------|------|----------------------------|---|-----------|
| 1 | 16 | 1,478 | 16 | 17 | 2 | 20050118 CANDELARIA LOPEZ HERRERA | 7 |
| 2 | 11 | 1,604 | 9 | 13 | 5 | 20180045 MARIA VERONICA SANCHEZ CABRERA | 16 |
| 3 | 13 | 1,332 | 6 | 13 | 3 | 20190013 VICTORIA LOPEZ GOMEZ | 7 |
| 4 | 11 | 912 | 10 | 12 | 2 | 20100159 MARIA CONSUELO ALVAREZ ACEVEDO | 4 |

Avance Anual UCN'S Calakmul



Rezago educativo

| | |
|--------------------------|-------|
| Analfabetas | 2,399 |
| Sin primaria terminada | 2,345 |
| Sin secundaria terminada | 3,454 |



Infraestructura Operativa

- Microrregiones
- Técnicos Docentes
- Enlaces Regionales
- Asesores
- Localidades con rezago educativo



Palizada

Marzo

| Desempeño | |
|------------|------------|
| Óptimo | 100% o más |
| Bueno | 90% 99.9% |
| Regular | 70% 89.9% |
| Deficiente | 0% 69.9% |

Microrregión Indígena Bilingüe

| Palizada | | | | Atención | | | | Incorporación | | | | ALFABETIZACIÓN (UCN INICIAL) | | | | UCN PRIMARIA | | | | UCN SECUNDARIA | | | | UCN'S | | | | |
|--------------|-----|-------|--------------------------------------|------------|-----------|-------------|-----------|---------------|----------|------------|----------|------------------------------|----------|----------|----------|--------------|----------|----------|----------|----------------|----------|----------|----------|----------|----------|----------|----------|---|
| CZ | ROL | MICRO | NOMBRE | Meta | Logro | Efic. % | Desv. | Meta | Logro | Efic. % | Desv. | Meta | Logro | Efic. % | Desv. | Meta | Logro | Efic. % | Desv. | Meta | Logro | Efic. % | Desv. | Meta | Logro | Efic. % | Desv. | |
| 9 | | 0 | SIN MICRO-REGION | 0 | 0 | - | 0 | 0 | 0 | - | 0 | 0 | 0 | 0 | 0 | 0 | 0 | - | 0 | 0 | 0 | - | 0 | 0 | 0 | 0 | - | 0 |
| 9 | TD | 1 | MC 01-BRIGIDA SOLEDAD CUEVAS MAY-TD | 69 | 46 | 66.7 | 23 | 8 | 0 | 0.0 | 8 | 0 | 0 | 0 | 0 | 0 | 0 | - | 0 | 0 | 0 | - | 0 | 0 | 0 | 0 | - | 0 |
| 9 | TD | 2 | MC 02-JARED DE JESUS LOPEZ ACOSTA-TD | 56 | 0 | 0.0 | 56 | 0 | 0 | - | 0 | 0 | 0 | 0 | 0 | 0 | 0 | - | 0 | 0 | 0 | - | 0 | 0 | 0 | 0 | - | 0 |
| Total | | | | 125 | 82 | 65.6 | 43 | 8 | 0 | 0.0 | 8 | 0 | 0 | - | 0 | 0 | - | 0 | 0 | - | 0 | 0 | - | 0 | 0 | - | 0 | |

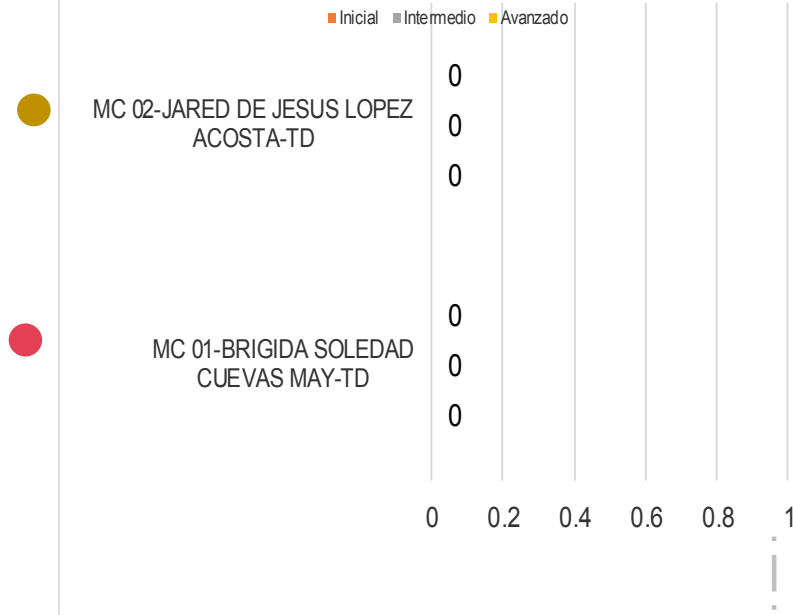
Enero-Marzo

| Palizada | | | | Atención | | | | Incorporación | | | | ALFABETIZACIÓN (UCN INICIAL) | | | | UCN PRIMARIA | | | | UCN SECUNDARIA | | | | UCN'S | | | | |
|--------------|-----|-------|--------------------------------------|------------|-----------|-------------|-----------|---------------|----------|-------------|-----------|------------------------------|----------|----------|----------|--------------|----------|------------|----------|----------------|----------|--------------|----------|----------|----------|-------------|----------|---|
| CZ | ROL | MICRO | NOMBRE | Meta | Logro | Efic. % | Desv. | Meta | Logro | Efic. % | Desv. | Meta | Logro | Efic. % | Desv. | Meta | Logro | Efic. % | Desv. | Meta | Logro | Efic. % | Desv. | Meta | Logro | Efic. % | Desv. | |
| 9 | | 0 | SIN MICRO-REGION | 0 | 0 | - | 0 | 0 | 0 | - | 0 | 0 | 0 | 0 | 0 | 0 | 0 | - | 0 | 0 | 0 | - | 0 | 0 | 0 | 0 | - | 0 |
| 9 | TD | 1 | MC 01-BRIGIDA SOLEDAD CUEVAS MAY-TD | 69 | 46 | 66.7 | 23 | 18 | 0 | 0.0 | 18 | 0 | 0 | 0 | 0 | 2 | 0 | 0.0 | 2 | 2 | 0 | 0.0 | 2 | 4 | 0 | 0.0 | 4 | |
| 9 | TD | 2 | MC 02-JARED DE JESUS LOPEZ ACOSTA-TD | 56 | 0 | 0.0 | 56 | 0 | 0 | - | 0 | 0 | 0 | 0 | 2 | 0 | 0.0 | 2 | 2 | 0 | 0.0 | 2 | 4 | 0 | 0.0 | 4 | | |
| Total | | | | 125 | 82 | 65.6 | 43 | 18 | 2 | 11.1 | 16 | 0 | 0 | - | 0 | 4 | 0 | 0.0 | 4 | 4 | 4 | 100.0 | 0 | 8 | 4 | 50.0 | 4 | |

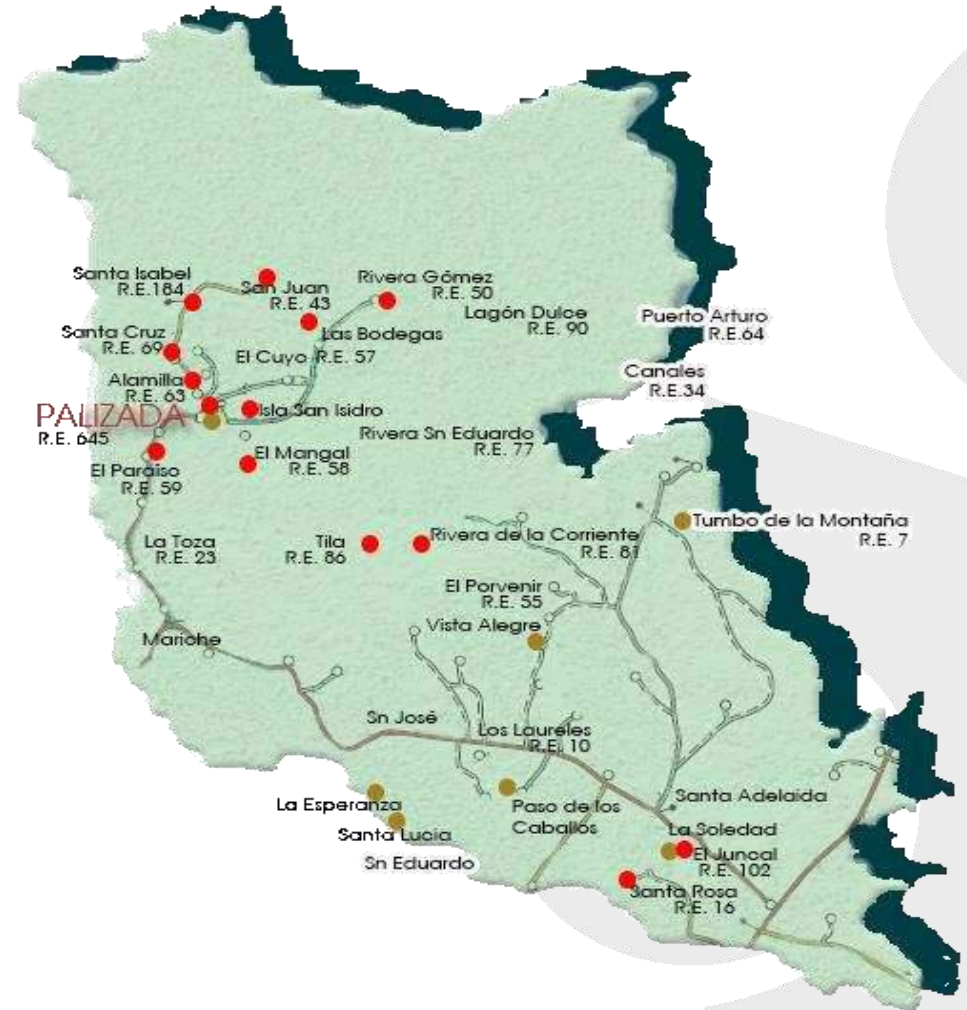
Avance anual

| Palizada | | | | Atención | | | | Incorporación | | | | ALFABETIZACIÓN (UCN INICIAL) | | | | UCN PRIMARIA | | | | UCN SECUNDARIA | | | | UCN'S | | | | |
|--------------|-----|-------|--------------------------------------|------------|-----------|-------------|------------|---------------|----------|------------|------------|------------------------------|----------|------------|-----------|--------------|----------|------------|-----------|----------------|----------|------------|------------|------------|----------|------------|------------|---|
| CZ | ROL | MICRO | NOMBRE | Meta | Logro | Efic. % | Desv. | Meta | Logro | Efic. % | Desv. | Meta | Logro | Efic. % | Desv. | Meta | Logro | Efic. % | Desv. | Meta | Logro | Efic. % | Desv. | Meta | Logro | Efic. % | Desv. | |
| 9 | | 0 | SIN MICRO-REGION | 0 | 0 | - | 0 | 0 | 0 | - | 0 | 0 | 0 | 0 | 0 | 0 | 0 | - | 0 | 0 | 0 | - | 0 | 0 | 0 | 0 | - | 0 |
| 9 | TD | 1 | MC 01-BRIGIDA SOLEDAD CUEVAS MAY-TD | 175 | 46 | 26.3 | 129 | 138 | 0 | 0.0 | 138 | 19 | 0 | 0.0 | 19 | 27 | 0 | 0.0 | 27 | 69 | 0 | 0.0 | 69 | 115 | 0 | 0.0 | 115 | |
| 9 | TD | 2 | MC 02-JARED DE JESUS LOPEZ ACOSTA-TD | 178 | 0 | 0.0 | 178 | 137 | 0 | 0.0 | 137 | 19 | 0 | 0.0 | 19 | 25 | 0 | 0.0 | 25 | 71 | 0 | 0.0 | 71 | 115 | 0 | 0.0 | 115 | |
| Total | | | | 353 | 82 | 23.2 | 271 | 275 | 2 | 0.7 | 273 | 38 | 0 | 0.0 | 38 | 52 | 0 | 0.0 | 52 | 140 | 4 | 2.9 | 136 | 230 | 4 | 1.7 | 226 | |

Usuarios que concluyen nivel



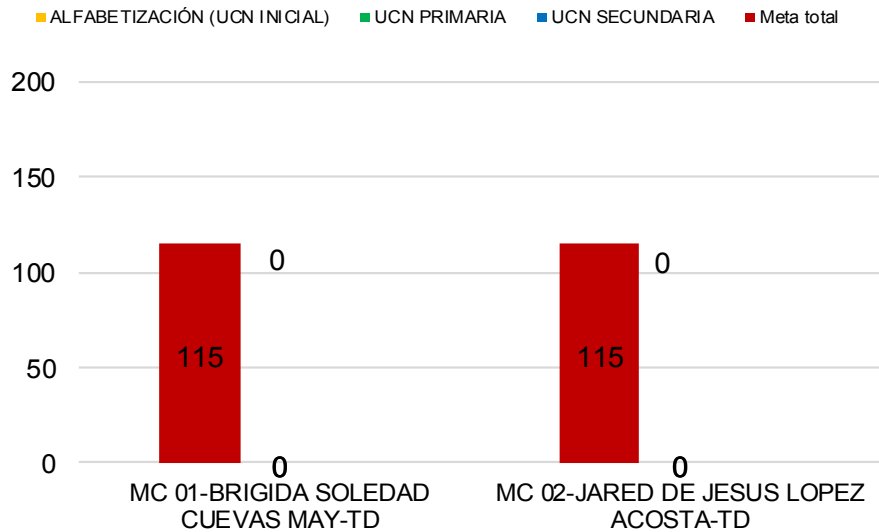
Localidades atendidas por microrregión en Palizada



Atención por microrregión

| Micro | Localidades atendidas | Rezago en localidades | Asesores | C.E. | Promedio de educ. por C.E. | C.E. con mayor atención | Educandos |
|-------|-----------------------|-----------------------|----------|------|----------------------------|--------------------------------------|-----------|
| 1 | 10 | 1,298 | 12 | 17 | 2 | 20180033 HORACIO ACOSTA MATEOS | 6 |
| 2 | 8 | 769 | 13 | 23 | 2 | 20190006 FERNANDO ENRIQUE CHAN PEREZ | 12 |

Avance Anual UCN'S Palizada




Rezago educativo

Palizada



Infraestructura Operativa



Tenabo

Marzo

| Desempeño | |
|------------|------------|
| Óptimo | 100% o más |
| Bueno | 90% 99.9% |
| Regular | 70% 89.9% |
| Deficiente | 0% 69.9% |

Microrregión Indígena Bilingüe

| Tenabo | | | | Atención | | | | Incorporación | | | | ALFABETIZACIÓN (UCN INICIAL) | | | | UCN PRIMARIA | | | | UCN SECUNDARIA | | | | UCN'S | | | |
|--------------|-----|-------|--------------------------------------|-----------|-----------|--------------|------------|---------------|----------|--------------|----------|------------------------------|----------|--------------|-----------|--------------|----------|----------|-----------|----------------|----------|--------------|-----------|----------|----------|--------------|-----------|
| CZ | ROL | MICRO | NOMBRE | Meta | Logro | Efic. % | Desv. | Meta | Logro | Efic. % | Desv. | Meta | Logro | Efic. % | Desv. | Meta | Logro | Efic. % | Desv. | Meta | Logro | Efic. % | Desv. | Meta | Logro | Efic. % | Desv. |
| 10 | | 0 | SIN MICRO-REGION | 0 | 2 | - | -2 | 0 | 0 | - | 0 | 0 | 0 | - | 0 | 0 | 1 | - | -1 | 0 | 0 | - | 0 | 0 | 1 | - | -1 |
| 10 | TD | 5 | 05.-TUZ TUCUCH GLORIA DEL SOCORRO_TD | 67 | 77 | 114.9 | -10 | 3 | 3 | 100.0 | 0 | 1 | 2 | 200.0 | -1 | 0 | 0 | - | 0 | 1 | 2 | 200.0 | -1 | 2 | 4 | 200.0 | -2 |
| Total | | | | 67 | 79 | 117.9 | -12 | 3 | 3 | 100.0 | 0 | 1 | 2 | 200.0 | -1 | 0 | 1 | - | -1 | 1 | 2 | 200.0 | -1 | 2 | 5 | 250.0 | -3 |

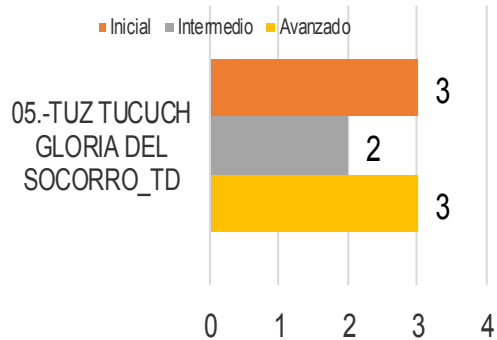
Enero-Marzo

| Tenabo | | | | Atención | | | | Incorporación | | | | ALFABETIZACIÓN (UCN INICIAL) | | | | UCN PRIMARIA | | | | UCN SECUNDARIA | | | | UCN'S | | | |
|--------------|-----|-------|--------------------------------------|-----------|-----------|--------------|------------|---------------|----------|--------------|-----------|------------------------------|----------|--------------|----------|--------------|----------|--------------|----------|----------------|----------|-------------|----------|-----------|----------|-------------|----------|
| CZ | ROL | MICRO | NOMBRE | Meta | Logro | Efic. % | Desv. | Meta | Logro | Efic. % | Desv. | Meta | Logro | Efic. % | Desv. | Meta | Logro | Efic. % | Desv. | Meta | Logro | Efic. % | Desv. | Meta | Logro | Efic. % | Desv. |
| 10 | | 0 | SIN MICRO-REGION | 0 | 2 | - | -2 | 0 | 0 | - | 0 | 0 | 0 | - | 0 | 0 | 1 | - | -1 | 0 | 0 | - | 0 | 0 | 1 | - | -1 |
| 10 | TD | 5 | 05.-TUZ TUCUCH GLORIA DEL SOCORRO_TD | 67 | 77 | 114.9 | -10 | 3 | 6 | 200.0 | -3 | 3 | 3 | 100.0 | 0 | 3 | 2 | 66.7 | 1 | 4 | 3 | 75.0 | 1 | 10 | 8 | 80.0 | 2 |
| Total | | | | 67 | 79 | 117.9 | -12 | 3 | 6 | 200.0 | -3 | 3 | 3 | 100.0 | 0 | 3 | 3 | 100.0 | 0 | 4 | 3 | 75.0 | 1 | 10 | 9 | 90.0 | 1 |

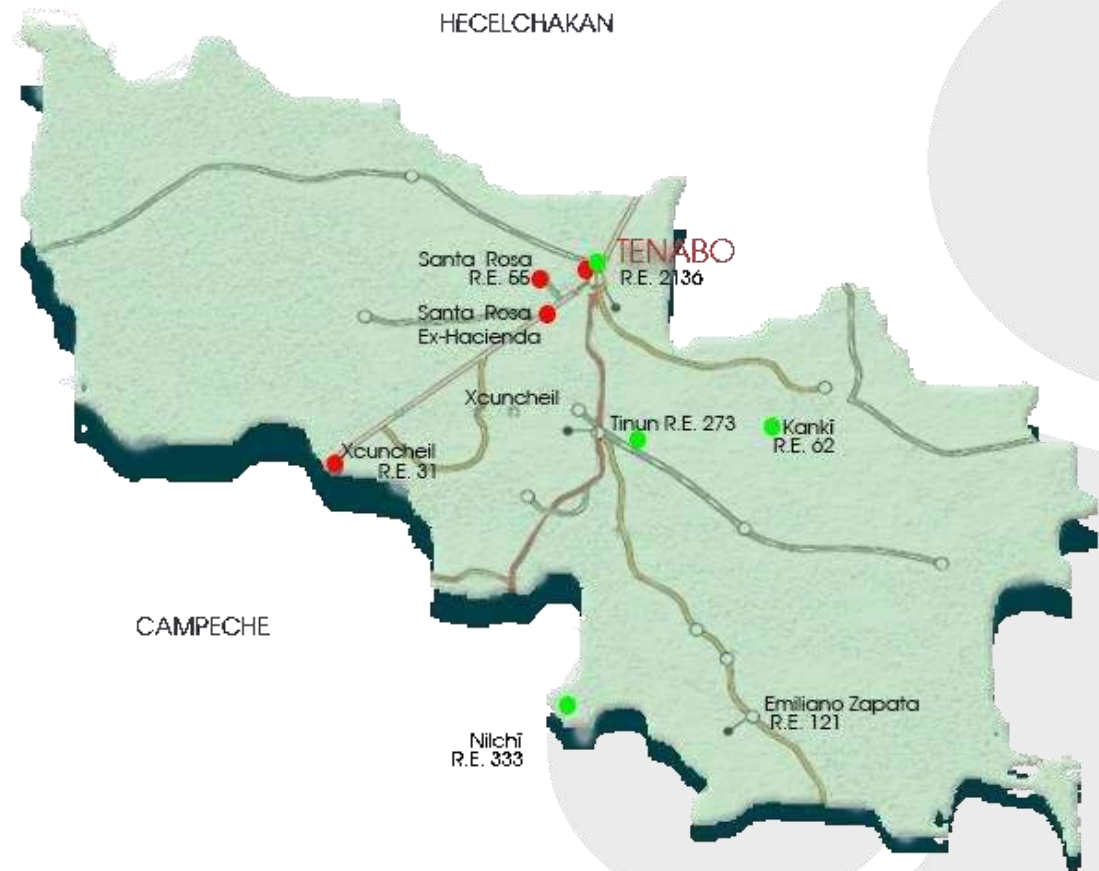
Avance anual

| Tenabo | | | | Atención | | | | Incorporación | | | | ALFABETIZACIÓN (UCN INICIAL) | | | | UCN PRIMARIA | | | | UCN SECUNDARIA | | | | UCN'S | | | |
|--------------|-----|-------|--------------------------------------|------------|-----------|-------------|------------|---------------|----------|------------|------------|------------------------------|----------|-------------|-----------|--------------|----------|-------------|-----------|----------------|----------|------------|-----------|------------|----------|------------|------------|
| CZ | ROL | MICRO | NOMBRE | Meta | Logro | Efic. % | Desv. | Meta | Logro | Efic. % | Desv. | Meta | Logro | Efic. % | Desv. | Meta | Logro | Efic. % | Desv. | Meta | Logro | Efic. % | Desv. | Meta | Logro | Efic. % | Desv. |
| 10 | | 0 | SIN MICRO-REGION | 0 | 2 | - | -2 | 0 | 0 | - | 0 | 0 | 0 | - | 0 | 0 | 1 | - | -1 | 0 | 0 | - | 0 | 0 | 1 | - | -1 |
| 10 | TD | 5 | 05.-TUZ TUCUCH GLORIA DEL SOCORRO_TD | 183 | 77 | 42.1 | 106 | 143 | 6 | 4.2 | 137 | 18 | 3 | 16.7 | 15 | 28 | 2 | 7.1 | 26 | 79 | 3 | 3.8 | 76 | 125 | 8 | 6.4 | 117 |
| Total | | | | 183 | 79 | 43.2 | 104 | 143 | 6 | 4.2 | 137 | 18 | 3 | 16.7 | 15 | 28 | 3 | 10.7 | 25 | 79 | 3 | 3.8 | 76 | 125 | 9 | 7.2 | 116 |

Usuarios que concluyen nivel



Localidades atendidas por microrregión en Tenabo

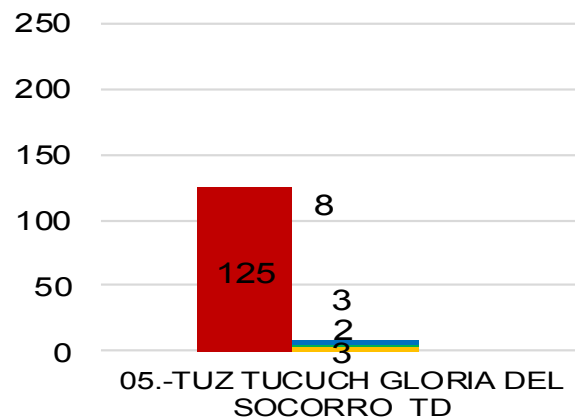


Atención por microrregión

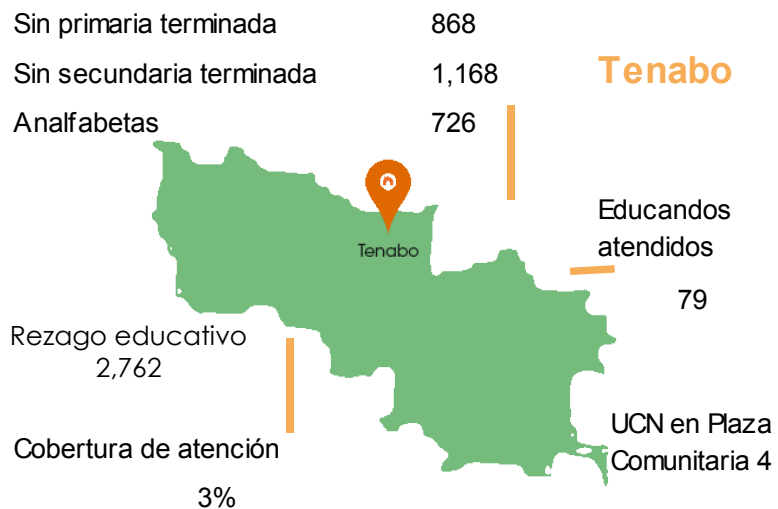
| Micro | Localidades atendidas | Rezago en localidades | Asesores | C.E. | Promedio de educ. por C.E. | C.E. con mayor atención | Educandos |
|-------|-----------------------|-----------------------|----------|------|----------------------------|---|-----------|
| 5 | 7 | 2,833 | 7 | 16 | 5 | 20080050 REYNA GUADALUPE PERERA HERNANDEZ | 13 |

Avance Anual UCN'S Tenabo


■ ALFABETIZACIÓN (UCN INICIAL) ■ UCN PRIMARIA ■ UCN SECUNDARIA ■ Meta total



Rezago educativo



Infraestructura Operativa



Hecelchakán

Marzo

| Desempeño | |
|------------|-------------|
| Óptimo | 100% o más |
| Bueno | 90% - 99.9% |
| Regular | 70% - 89.9% |
| Deficiente | 0% - 69.9% |

Microrregión Indígena Bilingüe

| Hecelchakán | | | | Atención | | | | Incorporación | | | | ALFABETIZACIÓN (UCN INICIAL) | | | | UCN PRIMARIA | | | | UCN SECUNDARIA | | | | UCN'S | | | | |
|--------------|-----|-------|----------------------------------|------------|------------|--------------|------------|---------------|-----------|-------------|----------|------------------------------|----------|------------|----------|--------------|----------|-------------|----------|----------------|-----------|-------------|----------|-----------|-----------|-------------|----------|----|
| CZ | ROL | MICRO | NOMBRE | Meta | Logro | Efic. % | Desv. | Meta | Logro | Efic. % | Desv. | Meta | Logro | Efic. % | Desv. | Meta | Logro | Efic. % | Desv. | Meta | Logro | Efic. % | Desv. | Meta | Logro | Efic. % | Desv. | |
| 11 | | 0 | SIN MICRO-REGION | 0 | 7 | - | -7 | 0 | 2 | - | -2 | 0 | 0 | - | 0 | 0 | 0 | 0 | 0 | 0 | 0 | 1 | - | -1 | 0 | 1 | - | -1 |
| 11 | EL | 1 | 01_CEN CEH EDWING RABEL | 92 | 105 | 114.1 | -13 | 0 | 1 | - | -1 | 0 | 0 | - | 0 | 4 | 1 | 25.0 | 3 | 4 | 2 | 50.0 | 2 | 8 | 3 | 37.5 | 5 | |
| 11 | TD | 2 | 02_SALDIVAR TUT RAUL_TD | 121 | 97 | 80.2 | 24 | 16 | 6 | 37.5 | 10 | 1 | 0 | 0.0 | 1 | 3 | 3 | 100.0 | 0 | 7 | 4 | 57.1 | 3 | 11 | 7 | 63.6 | 4 | |
| 11 | TD | 3 | 03_MORENO CABALLERO LEONOR I._TD | 79 | 95 | 120.3 | -16 | 7 | 3 | 42.9 | 4 | 0 | 0 | - | 0 | 0 | 0 | - | 0 | 7 | 10 | 142.9 | -3 | 7 | 10 | 142.9 | -3 | |
| 11 | ER | *4 | 04_BACAB CABAÑAS FAIRA_ER | 4 | 80 | 2000.0 | -76 | 6 | 10 | 166.7 | -4 | 0 | 0 | - | 0 | 0 | 0 | - | 0 | 4 | 4 | 100.0 | 0 | 4 | 4 | 100.0 | 0 | |
| 11 | ER | 4 | 04_BACAB CABAÑAS FAIRA_ER | 4 | 80 | 2000.0 | -76 | 6 | 10 | 166.7 | -4 | 0 | 0 | - | 0 | 0 | 0 | - | 0 | 4 | 4 | 100.0 | 0 | 4 | 4 | 100.0 | 0 | |
| Total | | | | 296 | 384 | 129.7 | -88 | 29 | 22 | 75.9 | 7 | 1 | 0 | 0.0 | 1 | 7 | 4 | 57.1 | 3 | 22 | 21 | 95.5 | 1 | 30 | 25 | 83.3 | 5 | |

Enero-Marzo

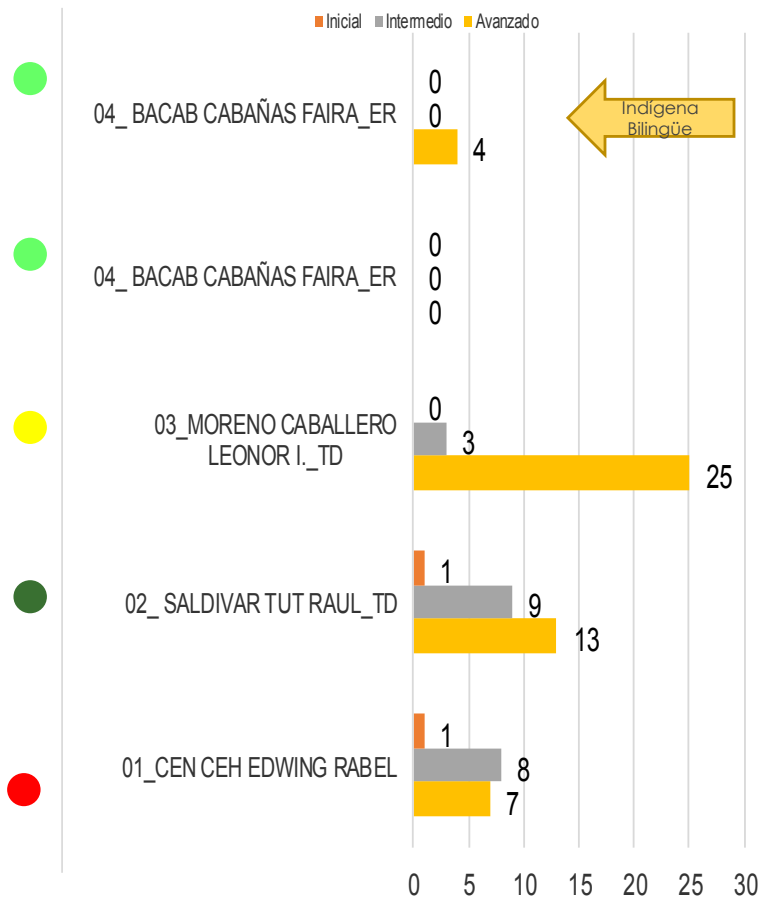
| Hecelchakán | | | | Atención | | | | Incorporación | | | | ALFABETIZACIÓN (UCN INICIAL) | | | | UCN PRIMARIA | | | | UCN SECUNDARIA | | | | UCN'S | | | | |
|--------------|-----|-------|----------------------------------|------------|------------|--------------|------------|---------------|-----------|--------------|------------|------------------------------|----------|-------------|----------|--------------|-----------|-------------|----------|----------------|-----------|--------------|-----------|-----------|-----------|--------------|-----------|----|
| CZ | ROL | MICRO | NOMBRE | Meta | Logro | Efic. % | Desv. | Meta | Logro | Efic. % | Desv. | Meta | Logro | Efic. % | Desv. | Meta | Logro | Efic. % | Desv. | Meta | Logro | Efic. % | Desv. | Meta | Logro | Efic. % | Desv. | |
| 11 | | 0 | SIN MICRO-REGION | 0 | 7 | - | -7 | 0 | 2 | - | -2 | 0 | 0 | - | 0 | 0 | 0 | 0 | 0 | 0 | 0 | 1 | - | -1 | 0 | 1 | - | -1 |
| 11 | EL | 1 | 01_CEN CEH EDWING RABEL | 92 | 105 | 114.1 | -13 | 4 | 9 | 225.0 | -5 | 1 | 1 | 100.0 | 0 | 11 | 8 | 72.7 | 3 | 8 | 7 | 87.5 | 1 | 20 | 16 | 80.0 | 4 | |
| 11 | TD | 2 | 02_SALDIVAR TUT RAUL_TD | 121 | 97 | 80.2 | 24 | 28 | 26 | 92.9 | 2 | 2 | 1 | 50.0 | 1 | 9 | 9 | 100.0 | 0 | 14 | 13 | 92.9 | 1 | 25 | 23 | 92.0 | 2 | |
| 11 | TD | 3 | 03_MORENO CABALLERO LEONOR I._TD | 79 | 95 | 120.3 | -16 | 17 | 19 | 111.8 | -2 | 0 | 0 | - | 0 | 5 | 3 | 60.0 | 2 | 16 | 25 | 156.3 | -9 | 21 | 28 | 133.3 | -7 | |
| 11 | ER | *4 | 04_BACAB CABAÑAS FAIRA_ER | 4 | 80 | 2000.0 | -76 | 6 | 11 | 183.3 | -5 | 0 | 0 | - | 0 | 0 | 0 | - | 0 | 4 | 4 | 100.0 | 0 | 4 | 4 | 100.0 | 0 | |
| 11 | ER | 4 | 04_BACAB CABAÑAS FAIRA_ER | 4 | 80 | 2000.0 | -76 | 6 | 11 | 183.3 | -5 | 0 | 0 | - | 0 | 0 | 0 | - | 0 | 4 | 4 | 100.0 | 0 | 4 | 4 | 100.0 | 0 | |
| Total | | | | 296 | 384 | 129.7 | -88 | 55 | 67 | 121.8 | -12 | 3 | 2 | 66.7 | 1 | 25 | 20 | 80.0 | 5 | 42 | 50 | 119.0 | -8 | 70 | 72 | 102.9 | -2 | |

Avance anual

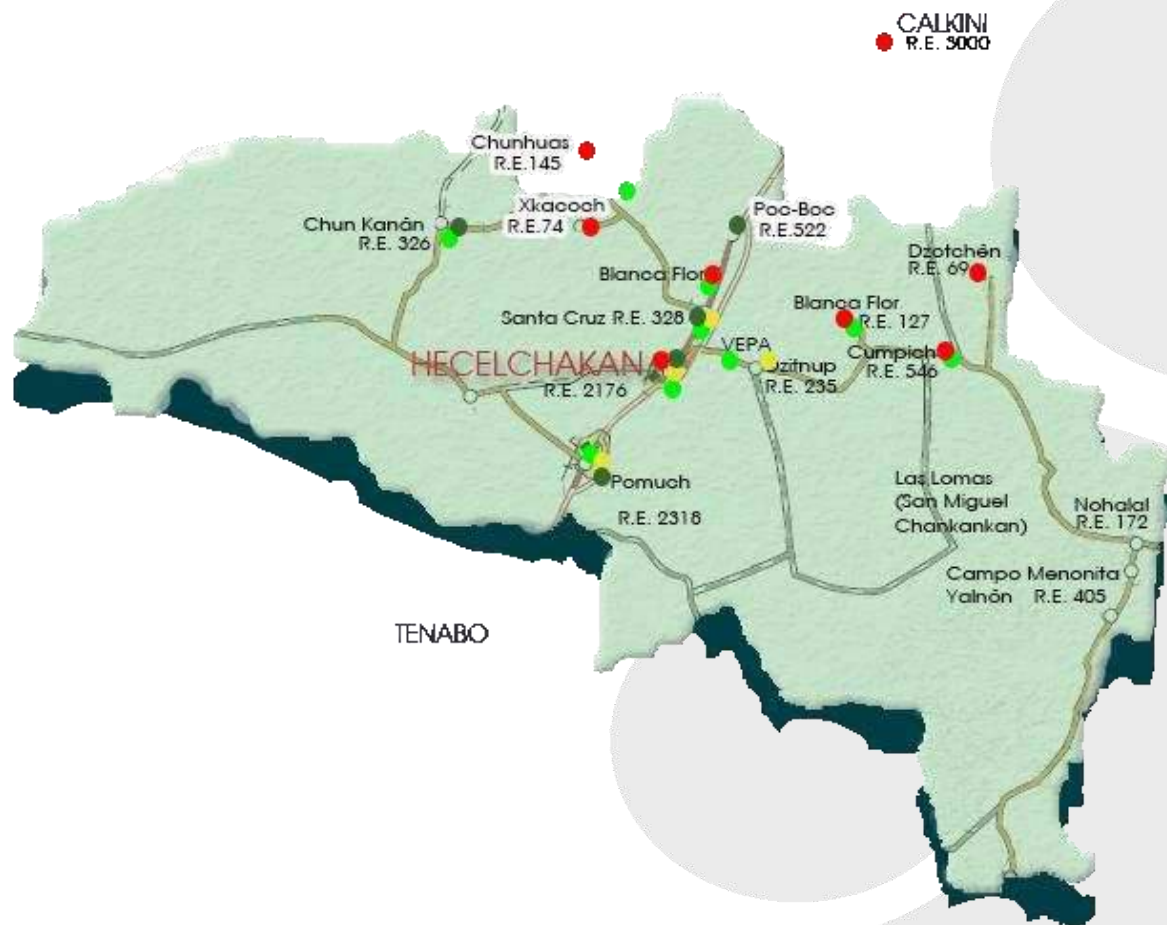
| Hecelchakán | | | | Atención | | | | Incorporación | | | | ALFABETIZACIÓN (UCN INICIAL) | | | | UCN PRIMARIA | | | | UCN SECUNDARIA | | | | UCN'S | | | | |
|--------------|-----|-------|----------------------------------|------------|------------|-------------|------------|---------------|-----------|-------------|------------|------------------------------|----------|------------|-----------|--------------|-----------|-------------|-----------|----------------|-----------|-------------|------------|------------|-----------|-------------|------------|----|
| CZ | ROL | MICRO | NOMBRE | Meta | Logro | Efic. % | Desv. | Meta | Logro | Efic. % | Desv. | Meta | Logro | Efic. % | Desv. | Meta | Logro | Efic. % | Desv. | Meta | Logro | Efic. % | Desv. | Meta | Logro | Efic. % | Desv. | |
| 11 | | 0 | SIN MICRO-REGION | 0 | 7 | - | -7 | 0 | 2 | - | -2 | 0 | 0 | - | 0 | 0 | 0 | 0 | 0 | 0 | 0 | 1 | - | -1 | 0 | 1 | - | -1 |
| 11 | EL | 1 | 01_CEN CEH EDWING RABEL | 191 | 105 | 55.0 | 86 | 147 | 9 | 6.1 | 138 | 23 | 1 | 4.3 | 22 | 30 | 8 | 26.7 | 22 | 74 | 7 | 9.5 | 67 | 127 | 16 | 12.6 | 111 | |
| 11 | TD | 2 | 02_SALDIVAR TUT RAUL_TD | 190 | 97 | 51.1 | 93 | 149 | 26 | 17.4 | 123 | 25 | 1 | 4.0 | 24 | 29 | 9 | 31.0 | 20 | 75 | 13 | 17.3 | 62 | 129 | 23 | 17.8 | 106 | |
| 11 | TD | 3 | 03_MORENO CABALLERO LEONOR I._TD | 190 | 95 | 50.0 | 95 | 149 | 19 | 12.8 | 130 | 25 | 0 | 0.0 | 25 | 29 | 3 | 10.3 | 26 | 75 | 25 | 33.3 | 50 | 129 | 28 | 21.7 | 101 | |
| 11 | ER | *4 | 04_BACAB CABAÑAS FAIRA_ER | 60 | 80 | 133.3 | -20 | 48 | 11 | 22.9 | 37 | 22 | 0 | 0.0 | 22 | 12 | 0 | 0.0 | 12 | 6 | 4 | 66.7 | 2 | 40 | 4 | 10.0 | 36 | |
| 11 | ER | 4 | 04_BACAB CABAÑAS FAIRA_ER | 60 | 80 | 133.3 | -20 | 48 | 11 | 22.9 | 37 | 22 | 0 | 0.0 | 22 | 12 | 0 | 0.0 | 12 | 6 | 4 | 66.7 | 2 | 40 | 4 | 10.0 | 36 | |
| Total | | | | 631 | 384 | 60.9 | 247 | 493 | 67 | 13.6 | 426 | 95 | 2 | 2.1 | 93 | 100 | 20 | 20.0 | 80 | 230 | 50 | 21.7 | 180 | 425 | 72 | 16.9 | 353 | |

Nota: Los logros de la microrregión Indígena Bilingüe, se encuentran contemplados en el logro total de la micro 4 *

Usuarios que concluyen nivel



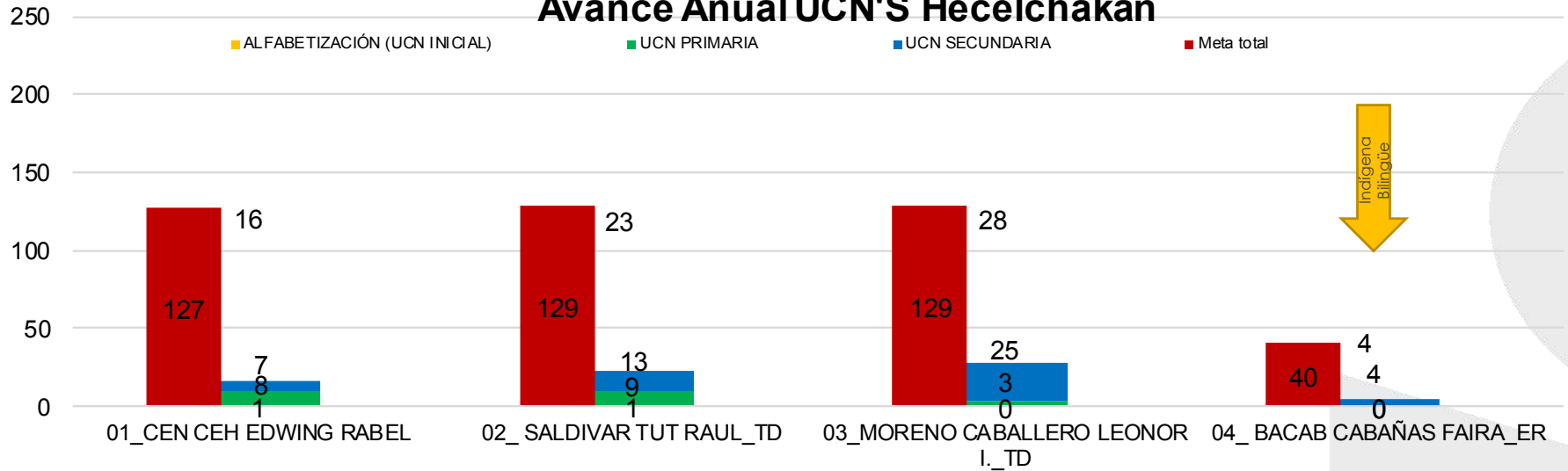
Localidades atendidas por microrregión en Helcelchakán



Atención por microrregión

| Micro | Localidades atendidas | Rezago en localidades | Asesores | C.E. | Promedio de educ. por C.E. | C.E. con mayor atención | Educandos |
|-------|-----------------------|-----------------------|----------|------|----------------------------|--------------------------------------|-----------|
| 1 | 7 | 3,923 | 9 | 27 | 4 | 2010026 JHONY BLADIMIR CAAMAL CAUICH | 11 |
| 2 | 3 | 4,764 | 15 | 19 | 5 | 20080215 NOEMI DEL CARMEN VALLE AKE | 16 |
| 3 | 5 | 5,512 | 12 | 14 | 6 | 20190036 LOURDES ROMANA PECH CAAMAL | 14 |
| 4 | 9 | 5,826 | 3 | 14 | 6 | 20190004 YOBANA ABIGAIL TUN CANUL | 15 |

Avance Anual UCN'S Hecelchakán



Rezago educativo Hecelchakán

| | |
|--------------------------|-------|
| Analfabetas | 1,813 |
| Sin primaria terminada | 3,017 |
| Sin secundaria terminada | 2,692 |
| Educandos atendidos | 384 |
| Cobertura de atención | 5% |



| | |
|----------------------------------|----|
| Microrregiones | 4 |
| Técnicos Docentes | 3 |
| Enlaces Regionales | 1 |
| Asesores | 39 |
| Localidades con rezago educativo | 16 |

Infraestructura Operativa

| | |
|-----------------------|----|
| Plazas Comunitarias | 2 |
| Círculos de Estudio | 74 |
| Puntos de Encuentro | 0 |
| Localidades atendidas | 12 |

Marzo

Logros por nivel

Alfabetización

| MUNICIPIO | INCORPORACIÓN | | | | ATENCIÓN | | | | UCN MEVyT | | | |
|--------------|---------------|-----------|-----------|----------|------------|--------------|------------|-------------|-----------|-----------|-----------|-----------|
| | META | LOGRO | EFIC. % | DESV. | META | LOGRO | EFIC. % | DESV. | META | LOGRO | EFIC. % | DESV. |
| Calkiní | 10 | 0 | 0 | 10 | 78 | 78 | 100 | 0 | 4 | 4 | 100 | 0 |
| Campeche | 16 | 14 | 88 | 2 | 179 | 197 | 110 | -18 | 8 | 3 | 38 | 5 |
| Hopelchén | 7 | 0 | 0 | 7 | 50 | 40 | 80 | 10 | 1 | 2 | 200 | -1 |
| Champotón | 13 | 13 | 100 | 0 | 69 | 212 | 307 | -143 | 10 | 3 | 30 | 7 |
| Escárcega | 6 | 9 | 150 | -3 | 53 | 68 | 130 | -16 | 3 | 0 | 0 | 3 |
| Candelaria | 8 | 7 | 88 | 1 | 81 | 72 | 89 | 9 | 4 | 0 | 0 | 4 |
| Carmen | 10 | 23 | 230 | -13 | 162 | 204 | 126 | -42 | 10 | 15 | 150 | -5 |
| Calakmul | 9 | 9 | 100 | 0 | 24 | 54 | 225 | -30 | 1 | 0 | 0 | 1 |
| Palizada | 0 | 0 | 0 | 0 | 31 | 29 | 94 | 2 | 0 | 0 | 0 | 0 |
| Tenabo | 1 | 3 | 300 | -2 | 15 | 21 | 140 | -6 | 1 | 2 | 200 | -1 |
| Hecelchakán | 10 | 9 | 90 | 1 | 66 | 99 | 150 | -33 | 1 | 0 | 0 | 1 |
| TOTAL | 90 | 87 | 97 | 3 | 808 | 1,074 | 133 | -267 | 43 | 29 | 67 | 14 |

SEMAFORIZACIÓN

| | | |
|------------|------|-------|
| Óptimo | 100% | o más |
| Bueno | 90% | 99.9% |
| Regular | 70% | 89.9% |
| Deficiente | 0% | 69.9% |

Primaria

| MUNICIPIO | INCORPORACIÓN | | | | ATENCIÓN | | | | UCN MEVyT | | | | PEC LOGRO | UCN TOTAL | | | |
|--------------|---------------|------------|------------|-----------|------------|--------------|------------|-------------|-----------|-----------|-----------|-----------|-----------|-----------|-----------|-------------|-----------|
| | META | LOGRO | EFIC. % | DESV. | META | LOGRO | EFIC. % | DESV. | META | LOGRO | EFIC. % | DESV. | | META | LOGRO | EFIC. % | DESV. |
| Calkiní | 9 | 2 | 22 | 7 | 96 | 90 | 94 | 6 | 7 | 1 | 14 | 6 | 1 | 7 | 2 | 28.6 | 5 |
| Campeche | 23 | 19 | 84 | 4 | 139 | 158 | 114 | -20 | 16 | 4 | 25 | 12 | 4 | 16 | 8 | 50.0 | 8 |
| Hopelchén | 6 | 3 | 50 | 3 | 72 | 79 | 110 | -7 | 4 | 5 | 125 | -1 | 0 | 4 | 5 | 125.0 | -1 |
| Champotón | 17 | 14 | 82 | 3 | 117 | 207 | 177 | -90 | 7 | 6 | 86 | 1 | 1 | 7 | 7 | 100.0 | 0 |
| Escárcega | 17 | 6 | 35 | 11 | 80 | 96 | 120 | -16 | 9 | 5 | 56 | 4 | 0 | 9 | 5 | 55.6 | 4 |
| Candelaria | 11 | 16 | 145 | -5 | 98 | 109 | 111 | -11 | 8 | 5 | 63 | 3 | 1 | 8 | 6 | 75.0 | 2 |
| Carmen | 20 | 45 | 225 | -25 | 204 | 310 | 152 | -106 | 15 | 9 | 60 | 6 | 9 | 15 | 18 | 120.0 | -3 |
| Calakmul | 8 | 5 | 63 | 3 | 23 | 36 | 157 | -13 | 5 | 2 | 40 | 3 | 1 | 5 | 3 | 60.0 | 2 |
| Palizada | 3 | 0 | 0 | 3 | 42 | 28 | 67 | 14 | 0 | 0 | 0 | 0 | 0 | 0 | 0 | 0 | 0 |
| Tenabo | 0 | 1 | 0 | -1 | 9 | 11 | 122 | -2 | 0 | 0 | 0 | 0 | 1 | 0 | 1 | 0 | -1 |
| Hecelchakán | 3 | 6 | 200 | -3 | 67 | 71 | 106 | -4 | 7 | 4 | 57 | 3 | 0 | 7 | 4 | 57.1 | 3 |
| TOTAL | 117 | 117 | 100 | -1 | 947 | 1,195 | 126 | -249 | 78 | 41 | 53 | 37 | 18 | 78 | 59 | 75.6 | 19 |

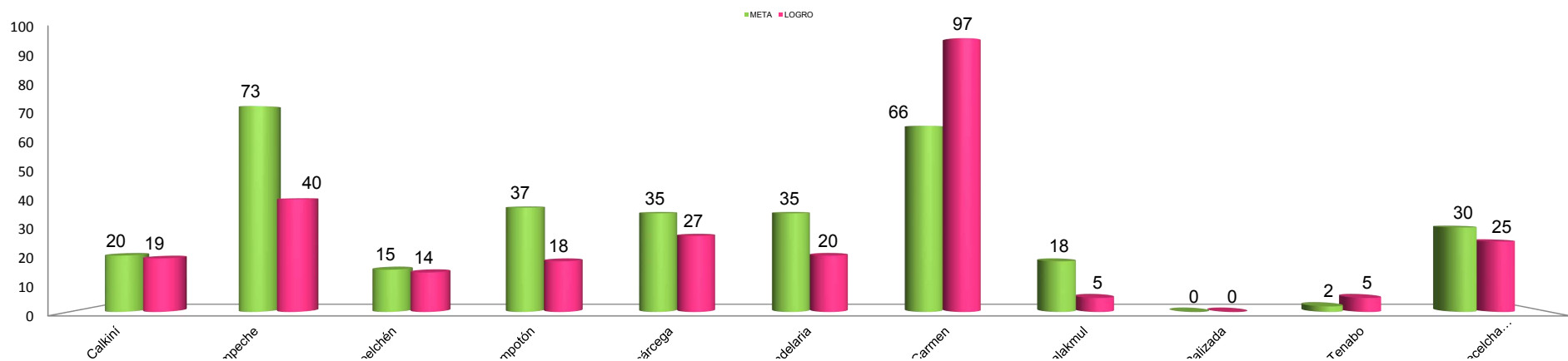
Secundaria

| MUNICIPIO | INCORPORACIÓN | | | | ATENCIÓN | | | | UCN MEVyT | | | | PEC LOGRO | UCN TOTAL | | | |
|--------------|---------------|------------|-----------|-----------|--------------|--------------|------------|-------------|------------|------------|-----------|-----------|-----------|------------|------------|-------------|-----------|
| | META | LOGRO | EFIC. % | DESV. | META | LOGRO | EFIC. % | DESV. | META | LOGRO | EFIC. % | DESV. | | META | LOGRO | EFIC. % | DESV. |
| Calkiní | 18 | 8 | 44 | 10 | 165 | 188 | 114 | -23 | 9 | 13 | 144 | -4 | 0 | 9 | 13 | 144.4 | -4 |
| Campeche | 61 | 62 | 102 | -1 | 568 | 577 | 102 | -9 | 49 | 20 | 41 | 29 | 9 | 49 | 29 | 59.2 | 20 |
| Hopelchén | 17 | 8 | 47 | 9 | 196 | 265 | 135 | -69 | 10 | 7 | 70 | 3 | 0 | 10 | 7 | 70.0 | 3 |
| Champotón | 43 | 28 | 65 | 15 | 281 | 389 | 138 | -108 | 20 | 7 | 35 | 13 | 1 | 20 | 8 | 40.0 | 12 |
| Escárcega | 24 | 30 | 125 | -6 | 228 | 301 | 132 | -73 | 23 | 22 | 96 | 1 | 0 | 23 | 22 | 95.7 | 1 |
| Candelaria | 27 | 27 | 100 | 0 | 220 | 205 | 93 | 15 | 23 | 13 | 57 | 10 | 1 | 23 | 14 | 60.9 | 9 |
| Carmen | 66 | 67 | 102 | -1 | 721 | 699 | 97 | 22 | 41 | 57 | 139 | -16 | 7 | 41 | 64 | 156.1 | -23 |
| Calakmul | 14 | 1 | 7 | 13 | 56 | 74 | 132 | -18 | 12 | 2 | 17 | 10 | 0 | 12 | 2 | 16.7 | 10 |
| Palizada | 5 | 0 | 0 | 5 | 52 | 25 | 48 | 27 | 0 | 0 | 0 | 0 | 0 | 0 | 0 | 0 | 0 |
| Tenabo | 2 | 0 | 0 | 2 | 43 | 47 | 109 | -4 | 1 | 2 | 200 | -1 | 0 | 1 | 2 | 200.0 | -1 |
| Hecelchakán | 16 | 11 | 69 | 5 | 163 | 214 | 131 | -51 | 22 | 21 | 95 | 1 | 0 | 22 | 21 | 95.5 | 1 |
| TOTAL | 293 | 242 | 83 | 51 | 2,693 | 2,984 | 111 | -291 | 210 | 164 | 78 | 46 | 18 | 210 | 182 | 86.7 | 28 |

Resultados del mes de Marzo

| MUNICIPIO | INCORPORACIÓN | | | | ATENCIÓN | | | | ALFABETIZACIÓN (UCN INICIAL) | | | | UCN PRIMARIA Y SECUNDARIA | | | | LOGRO TOTAL | | | |
|----------------|---------------|------------|-------------|-----------|--------------|--------------|--------------|-------------|------------------------------|-----------|-------------|-----------|---------------------------|------------|-------------|-----------|-------------|------------|-------------|-----------|
| | META | LOGRO | EFIC. % | DESV. | META | LOGRO | EFIC. % | DESV. | META | LOGRO | EFIC. % | DESV. | META | LOGRO | EFIC. % | DESV. | META | LOGRO | EFIC. % | DESV. |
| Calkiní | 37 | 10 | 27.0 | 27 | 339 | 356 | 105.0 | -17 | 4 | 4 | 100.0 | 0 | 16 | 15 | 93.8 | 1 | 20 | 19 | 95.0 | 1 |
| Campeche | 100 | 95 | 95.5 | 5 | 886 | 932 | 105.3 | -47 | 8 | 3 | 37.5 | 5 | 65 | 37 | 56.9 | 28 | 73 | 40 | 54.8 | 33 |
| Hopelchén | 30 | 11 | 36.7 | 19 | 318 | 384 | 120.8 | -66 | 1 | 2 | 200.0 | -1 | 14 | 12 | 85.7 | 2 | 15 | 14 | 93.3 | 1 |
| Champotón | 73 | 55 | 75.3 | 18 | 467 | 808 | 173.0 | -341 | 10 | 3 | 30.0 | 7 | 27 | 15 | 55.6 | 12 | 37 | 18 | 48.6 | 19 |
| Escárcega | 47 | 45 | 95.7 | 2 | 361 | 465 | 129.0 | -105 | 3 | 0 | 0.0 | 3 | 32 | 27 | 84.4 | 5 | 35 | 27 | 77.1 | 8 |
| Candelaria | 46 | 50 | 108.7 | -4 | 399 | 386 | 96.7 | 13 | 4 | 0 | 0.0 | 4 | 31 | 20 | 64.5 | 11 | 35 | 20 | 57.1 | 15 |
| Carmen | 96 | 135 | 140.6 | -39 | 1,087 | 1,213 | 111.6 | -126 | 10 | 15 | 150.0 | -5 | 56 | 82 | 146.4 | -26 | 66 | 97 | 147.0 | -31 |
| Calakmul | 31 | 15 | 48.4 | 16 | 103 | 164 | 159.2 | -61 | 1 | 0 | 0.0 | 1 | 17 | 5 | 29.4 | 12 | 18 | 5 | 27.8 | 13 |
| Palizada | 8 | 0 | 0.0 | 8 | 125 | 82 | 65.6 | 43 | 0 | 0 | 0.0 | 0 | 0 | 0 | 0.0 | 0 | 0 | 0 | 0.0 | 0 |
| Tenabo | 3 | 4 | 133.3 | -1 | 67 | 79 | 117.9 | -12 | 1 | 2 | 200.0 | -1 | 1 | 3 | 300.0 | -2 | 2 | 5 | 250.0 | -3 |
| Hechelchakán | 29 | 26 | 89.7 | 3 | 296 | 384 | 129.7 | -88 | 1 | 0 | 0.0 | 1 | 29 | 25 | 86.2 | 4 | 30 | 25 | 83.3 | 5 |
| ESTATAL | 500 | 446 | 89.3 | 54 | 4,447 | 5,253 | 118.1 | -806 | 43 | 29 | 67.4 | 14 | 288 | 241 | 83.7 | 47 | 331 | 270 | 81.6 | 61 |

Comparativo de usuarios que concluyen nivel

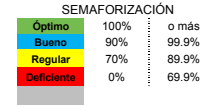


Enero-Marzo

Logros por nivel

Alfabetización

| MUNICIPIO | INCORPORACIÓN | | | | ATENCIÓN | | | | UCN MEVYT | | | |
|--------------|---------------|------------|--------------|------------|------------|--------------|--------------|-------------|-----------|-----------|-------------|-----------|
| | META | LOGRO | EFIC. % | DESV. | META | LOGRO | EFIC. % | DESV. | META | LOGRO | EFIC. % | DESV. |
| Calkiní | 13 | 12 | 92.3 | 1 | 78 | 78 | 100.0 | 0 | 4 | 10 | 250.0 | -6 |
| Campeche | 47 | 51 | 108.5 | -4 | 179 | 197 | 110.1 | -18 | 27 | 10 | 37.0 | 17 |
| Hopelchén | 10 | 6 | 60.0 | 4 | 50 | 40 | 80.0 | 10 | 4 | 3 | 75.0 | 1 |
| Champotón | 31 | 62 | 200.0 | -31 | 69 | 212 | 307.2 | -143 | 19 | 13 | 68.4 | 6 |
| Escárcega | 12 | 14 | 121.7 | -3 | 53 | 68 | 129.5 | -16 | 4 | 1 | 25.0 | 3 |
| Candelaria | 12 | 20 | 166.7 | -8 | 81 | 72 | 88.9 | 9 | 4 | 0 | 0.0 | 4 |
| Carmen | 22 | 44 | 200.0 | -22 | 162 | 204 | 125.9 | -42 | 19 | 23 | 121.1 | -4 |
| Calakmul | 15 | 17 | 113.3 | -2 | 24 | 54 | 225.0 | -30 | 1 | 0 | 0.0 | 1 |
| Palizada | 0 | 1 | | -1 | 31 | 29 | 93.5 | 2 | 0 | 0 | | 0 |
| Tenabo | 1 | 4 | 400.0 | -3 | 15 | 21 | 140.0 | -6 | 3 | 3 | 100.0 | 0 |
| Hecelchakán | 13 | 19 | 146.2 | -6 | 66 | 99 | 150.0 | -33 | 3 | 2 | 66.7 | 1 |
| TOTAL | 176 | 250 | 142.5 | -75 | 808 | 1,074 | 133.0 | -267 | 88 | 65 | 73.9 | 23 |



Primaria

| MUNICIPIO | INCORPORACIÓN | | | | ATENCIÓN | | | | UCN MEVYT | | | | PEC LOGRO | UCN TOTAL | | | |
|--------------|---------------|------------|--------------|------------|------------|--------------|--------------|-------------|------------|------------|-------------|------------|-----------|------------|------------|-------------|-----------|
| | META | LOGRO | EFIC. % | DESV. | META | LOGRO | EFIC. % | DESV. | META | LOGRO | EFIC. % | DESV. | | META | LOGRO | EFIC. % | DESV. |
| Calkiní | 15 | 12 | 80.0 | 3 | 96 | 90 | 93.8 | 6 | 27 | 9 | 33.3 | 18 | 2 | 27 | 11 | 40.7 | 16 |
| Campeche | 68 | 49 | 72.1 | 19 | 139 | 158 | 114.1 | -20 | 46 | 20 | 43.5 | 26 | 12 | 46 | 32 | 69.6 | 14 |
| Hopelchén | 12 | 10 | 83.3 | 2 | 72 | 79 | 109.7 | -7 | 23 | 17 | 73.9 | 6 | 2 | 23 | 19 | 82.6 | 4 |
| Champotón | 46 | 63 | 137.0 | -17 | 117 | 207 | 176.9 | -90 | 35 | 21 | 60.0 | 14 | 9 | 35 | 30 | 85.7 | 5 |
| Escárcega | 38 | 14 | 36.8 | 24 | 80 | 96 | 120.0 | -16 | 17 | 12 | 70.6 | 5 | 6 | 17 | 18 | 105.9 | -1 |
| Candelaria | 21 | 29 | 138.1 | -8 | 98 | 109 | 111.2 | -11 | 12 | 11 | 91.7 | 1 | 2 | 12 | 13 | 108.3 | -1 |
| Carmen | 50 | 87 | 174.0 | -37 | 204 | 310 | 152.0 | -106 | 48 | 31 | 64.6 | 17 | 32 | 48 | 63 | 131.3 | -15 |
| Calakmul | 16 | 13 | 81.3 | 3 | 23 | 36 | 156.5 | -13 | 11 | 6 | 54.5 | 5 | 2 | 11 | 8 | 72.7 | 3 |
| Palizada | 3 | 2 | 66.7 | 1 | 42 | 28 | 66.7 | 14 | 4 | 0 | 0.0 | 4 | 0 | 4 | 0 | 0.0 | 4 |
| Tenabo | 0 | 1 | | -1 | 9 | 11 | 122.2 | -2 | 3 | 2 | 66.7 | 1 | 1 | 3 | 3 | 100.0 | 0 |
| Hecelchakán | 5 | 10 | 200.0 | -5 | 67 | 71 | 106.0 | -4 | 25 | 15 | 60.0 | 10 | 5 | 25 | 20 | 80.0 | 5 |
| TOTAL | 274 | 290 | 105.8 | -16 | 947 | 1,195 | 126.3 | -249 | 251 | 144 | 57.4 | 107 | 73 | 251 | 217 | 86.5 | 34 |

Secundaria

| MUNICIPIO | INCORPORACIÓN | | | | ATENCIÓN | | | | UCN MEVYT | | | | PEC LOGRO | UCN TOTAL | | | |
|--------------|---------------|------------|--------------|-----------|--------------|--------------|--------------|-------------|------------|------------|-------------|------------|------------|------------|------------|-------------|-----------|
| | META | LOGRO | EFIC. % | DESV. | META | LOGRO | EFIC. % | DESV. | META | LOGRO | EFIC. % | DESV. | | META | LOGRO | EFIC. % | DESV. |
| Calkiní | 20 | 25 | 125.0 | -5 | 165 | 188 | 113.9 | -23 | 43 | 24 | 55.8 | 19 | 4 | 43 | 28 | 65.1 | 15 |
| Campeche | 195 | 173 | 88.7 | 22 | 568 | 577 | 101.6 | -9 | 148 | 67 | 45.3 | 81 | 32 | 148 | 99 | 66.9 | 49 |
| Hopelchén | 31 | 26 | 83.9 | 5 | 196 | 265 | 135.2 | -69 | 22 | 29 | 131.8 | -7 | 1 | 22 | 30 | 136.4 | -8 |
| Champotón | 124 | 92 | 74.2 | 32 | 281 | 389 | 138.4 | -108 | 69 | 38 | 55.1 | 31 | 9 | 69 | 47 | 68.1 | 22 |
| Escárcega | 62 | 69 | 111.3 | -7 | 228 | 301 | 132.0 | -73 | 59 | 52 | 88.1 | 7 | 9 | 59 | 61 | 103.4 | -2 |
| Candelaria | 50 | 57 | 114.0 | -7 | 220 | 205 | 93.2 | 15 | 43 | 29 | 67.4 | 14 | 5 | 43 | 34 | 79.1 | 9 |
| Carmen | 131 | 175 | 133.6 | -44 | 721 | 699 | 96.9 | 22 | 147 | 129 | 87.8 | 18 | 34 | 147 | 163 | 110.9 | -16 |
| Calakmul | 24 | 19 | 79.2 | 5 | 56 | 74 | 132.1 | -18 | 30 | 15 | 50.0 | 15 | 3 | 30 | 18 | 60.0 | 12 |
| Palizada | 15 | 5 | 33.3 | 10 | 52 | 25 | 48.1 | 27 | 4 | 4 | 100.0 | 0 | 0 | 4 | 4 | 100.0 | 0 |
| Tenabo | 2 | 3 | 150.0 | -1 | 43 | 47 | 109.3 | -4 | 4 | 3 | 75.0 | 1 | 0 | 4 | 3 | 75.0 | 1 |
| Hecelchakán | 37 | 56 | 151.4 | -19 | 163 | 214 | 131.3 | -51 | 42 | 46 | 109.5 | -4 | 4 | 42 | 50 | 119.0 | -8 |
| TOTAL | 691 | 700 | 101.3 | -9 | 2,693 | 2,984 | 110.8 | -291 | 611 | 436 | 71.4 | 175 | 101 | 611 | 537 | 87.9 | 74 |

Avance al periodo Enero-Marzo

| MUNICIPIO | INCORPORACIÓN | | | | ATENCIÓN | | | | ALFABETIZACIÓN (UCN INICIAL) | | | | UCN PRIMARIA Y SECUNDARIA | | | | LOGRO TOTAL | | | |
|----------------|---------------|--------------|--------------|-------------|--------------|--------------|--------------|-------------|------------------------------|-----------|-------------|-----------|---------------------------|------------|-------------|------------|-------------|------------|-------------|------------|
| | META | LOGRO | EFIC. % | DESV. | META | LOGRO | EFIC. % | DESV. | META | LOGRO | EFIC. % | DESV. | META | LOGRO | EFIC. % | DESV. | META | LOGRO | EFIC. % | DESV. |
| Calkiní | 48 | 49 | 102.1 | -1 | 339 | 356 | 105.0 | -17 | 4 | 10 | 250.0 | -6 | 70 | 39 | 55.7 | 31 | 74 | 49 | 66.2 | 25 |
| Campeche | 310 | 273 | 88.1 | 37 | 886 | 932 | 105.3 | -47 | 27 | 10 | 37.0 | 17 | 194 | 131 | 67.5 | 63 | 221 | 141 | 63.8 | 80 |
| Hopelchén | 53 | 42 | 79.2 | 11 | 318 | 384 | 120.8 | -66 | 4 | 3 | 75.0 | 1 | 45 | 49 | 108.9 | -4 | 49 | 52 | 106.1 | -3 |
| Champotón | 201 | 217 | 108.0 | -16 | 467 | 808 | 173.0 | -341 | 19 | 13 | 68.4 | 6 | 104 | 77 | 74.0 | 27 | 123 | 90 | 73.2 | 33 |
| Escárcega | 112 | 97 | 87.0 | 15 | 361 | 465 | 129.0 | -105 | 4 | 1 | 25.0 | 3 | 76 | 79 | 103.9 | -3 | 80 | 80 | 100.0 | 0 |
| Candelaria | 83 | 106 | 127.7 | -23 | 399 | 386 | 96.7 | 13 | 4 | 0 | 0.0 | 4 | 55 | 47 | 85.5 | 8 | 59 | 47 | 79.7 | 12 |
| Carmen | 203 | 306 | 150.7 | -103 | 1,087 | 1,213 | 111.6 | -126 | 19 | 23 | 121.1 | -4 | 195 | 226 | 115.9 | -31 | 214 | 249 | 116.4 | -35 |
| Calakmul | 55 | 49 | 89.1 | 6 | 103 | 164 | 159.2 | -61 | 1 | 0 | 0.0 | 1 | 41 | 26 | 63.4 | 15 | 42 | 26 | 61.9 | 16 |
| Palizada | 18 | 8 | 44.4 | 10 | 125 | 82 | 65.6 | 43 | 0 | 0 | | 0 | 8 | 4 | 50.0 | 4 | 8 | 4 | 50.0 | 4 |
| Tenabo | 3 | 8 | 266.7 | -5 | 67 | 79 | 117.9 | -12 | 3 | 3 | 100.0 | 0 | 7 | 6 | 85.7 | 1 | 10 | 9 | 90.0 | 1 |
| Hecelchakán | 55 | 85 | 154.5 | -30 | 296 | 384 | 129.7 | -88 | 3 | 2 | 66.7 | 1 | 67 | 70 | 104.5 | -3 | 70 | 72 | 102.9 | -2 |
| ESTATAL | 1,141 | 1,240 | 108.7 | -100 | 4,447 | 5,253 | 118.1 | -806 | 88 | 65 | 73.9 | 23 | 862 | 754 | 87.5 | 108 | 950 | 819 | 86.2 | 131 |

Avance anual

Logros por nivel

Alfabetización

| MUNICIPIO | INCORPORACIÓN | | | | ATENCIÓN | | | | UCN MEVYT | | | |
|--------------|---------------|------------|-------------|--------------|--------------|--------------|-------------|------------|--------------|-----------|------------|--------------|
| | META | LOGRO | EFIC. % | DESV. | META | LOGRO | EFIC. % | DESV. | META | LOGRO | EFIC. % | DESV. |
| Calkiní | 112 | 12 | 10.7 | 100 | 143 | 78 | 54.5 | 65 | 88 | 10 | 11.4 | 78 |
| Campeche | 277 | 51 | 18.4 | 226 | 354 | 197 | 55.6 | 157 | 230 | 10 | 4.3 | 220 |
| Hopelchén | 159 | 6 | 3.8 | 153 | 203 | 40 | 19.7 | 163 | 116 | 3 | 2.6 | 113 |
| Champotón | 155 | 62 | 40.0 | 93 | 198 | 212 | 107.1 | -14 | 128 | 13 | 10.2 | 115 |
| Escárcega | 120 | 14 | 11.7 | 106 | 154 | 68 | 44.2 | 86 | 103 | 1 | 1.0 | 102 |
| Candelaria | 119 | 20 | 16.8 | 99 | 153 | 72 | 47.1 | 81 | 99 | 0 | 0.0 | 99 |
| Carmen | 181 | 44 | 24.3 | 137 | 232 | 204 | 87.9 | 28 | 157 | 23 | 14.6 | 134 |
| Calakmul | 86 | 17 | 19.8 | 69 | 110 | 54 | 49.1 | 56 | 72 | 0 | 0.0 | 72 |
| Palizada | 45 | 1 | 2.2 | 44 | 58 | 29 | 50.0 | 29 | 38 | 0 | 0.0 | 38 |
| Tenabo | 17 | 4 | 23.5 | 13 | 22 | 21 | 95.5 | 1 | 18 | 3 | 16.7 | 15 |
| Hechelchakán | 104 | 19 | 18.3 | 85 | 133 | 99 | 74.4 | 34 | 95 | 2 | 2.1 | 93 |
| TOTAL | 1,375 | 250 | 18.2 | 1,125 | 1,760 | 1,074 | 61.0 | 686 | 1,144 | 65 | 5.7 | 1,079 |

SEMAFORIZACIÓN

| | | |
|------------|------|-------|
| Óptimo | 100% | o más |
| Bueno | 90% | 99.9% |
| Regular | 70% | 89.9% |
| Deficiente | 0% | 69.9% |

Primaria

| MUNICIPIO | INCORPORACIÓN | | | | ATENCIÓN | | | | UCN MEVYT | | | | PEC LOGRO | UCN TOTAL | | | |
|--------------|---------------|------------|-------------|--------------|--------------|--------------|-------------|--------------|--------------|------------|------------|--------------|-----------|--------------|------------|-------------|--------------|
| | META | LOGRO | EFIC. % | DESV. | META | LOGRO | EFIC. % | DESV. | META | LOGRO | EFIC. % | DESV. | | META | LOGRO | EFIC. % | DESV. |
| Calkiní | 126 | 12 | 9.5 | 114 | 161 | 90 | 55.9 | 71 | 105 | 9 | 8.6 | 96 | 2 | 105 | 11 | 10.5 | 94 |
| Campeche | 370 | 49 | 13.2 | 321 | 474 | 158 | 33.3 | 316 | 309 | 20 | 6.5 | 289 | 12 | 309 | 32 | 10.4 | 277 |
| Hopelchén | 165 | 10 | 6.1 | 155 | 212 | 79 | 37.3 | 133 | 123 | 17 | 13.8 | 106 | 2 | 123 | 19 | 15.4 | 104 |
| Champotón | 218 | 63 | 28.9 | 155 | 280 | 207 | 73.9 | 73 | 185 | 21 | 11.4 | 164 | 9 | 185 | 30 | 16.2 | 155 |
| Escárcega | 165 | 14 | 8.5 | 151 | 212 | 96 | 45.3 | 116 | 142 | 12 | 8.5 | 130 | 6 | 142 | 18 | 12.7 | 124 |
| Candelaria | 166 | 29 | 17.5 | 137 | 213 | 109 | 51.2 | 104 | 138 | 11 | 8.0 | 127 | 2 | 138 | 13 | 9.4 | 125 |
| Carmen | 260 | 87 | 33.5 | 173 | 333 | 310 | 93.1 | 23 | 223 | 31 | 13.9 | 192 | 32 | 223 | 63 | 28.3 | 160 |
| Calakmul | 98 | 13 | 13.3 | 85 | 126 | 36 | 28.6 | 90 | 82 | 6 | 7.3 | 76 | 2 | 82 | 8 | 9.8 | 74 |
| Palizada | 63 | 2 | 3.2 | 61 | 80 | 28 | 35.0 | 52 | 52 | 0 | 0.0 | 52 | 0 | 52 | 0 | 0.0 | 52 |
| Tenabo | 31 | 1 | 3.2 | 30 | 39 | 11 | 28.2 | 28 | 28 | 2 | 7.1 | 26 | 1 | 28 | 3 | 10.7 | 25 |
| Hechelchakán | 118 | 10 | 8.5 | 108 | 150 | 71 | 47.3 | 79 | 100 | 15 | 15.0 | 85 | 5 | 100 | 20 | 20.0 | 80 |
| TOTAL | 1,780 | 290 | 16.3 | 1,490 | 2,280 | 1,195 | 52.4 | 1,085 | 1,487 | 144 | 9.7 | 1,343 | 73 | 1,487 | 217 | 14.6 | 1,270 |

Secundaria

| MUNICIPIO | INCORPORACIÓN | | | | ATENCIÓN | | | | UCN MEVYT | | | | PEC LOGRO | UCN TOTAL | | | |
|--------------|---------------|------------|-------------|--------------|--------------|--------------|-------------|--------------|--------------|------------|-------------|--------------|------------|--------------|------------|-------------|--------------|
| | META | LOGRO | EFIC. % | DESV. | META | LOGRO | EFIC. % | DESV. | META | LOGRO | EFIC. % | DESV. | | META | LOGRO | EFIC. % | DESV. |
| Calkiní | 272 | 25 | 9.2 | 247 | 347 | 188 | 54.2 | 159 | 227 | 24 | 10.6 | 203 | 4 | 227 | 28 | 12.3 | 199 |
| Campeche | 887 | 173 | 19.5 | 714 | 1,135 | 577 | 50.8 | 558 | 744 | 67 | 9.0 | 677 | 32 | 744 | 99 | 13.3 | 645 |
| Hopelchén | 340 | 26 | 7.6 | 314 | 434 | 265 | 61.1 | 169 | 268 | 29 | 10.8 | 239 | 1 | 268 | 30 | 11.2 | 238 |
| Champotón | 598 | 92 | 15.4 | 506 | 764 | 389 | 50.9 | 375 | 502 | 38 | 7.6 | 464 | 9 | 502 | 47 | 9.4 | 455 |
| Escárcega | 467 | 69 | 14.8 | 398 | 596 | 301 | 50.5 | 295 | 395 | 52 | 13.2 | 343 | 9 | 395 | 61 | 15.4 | 334 |
| Candelaria | 470 | 57 | 12.1 | 413 | 602 | 205 | 34.1 | 397 | 393 | 29 | 7.4 | 364 | 5 | 393 | 34 | 8.7 | 359 |
| Carmen | 705 | 175 | 24.8 | 530 | 904 | 699 | 77.3 | 205 | 598 | 129 | 21.6 | 469 | 34 | 598 | 163 | 27.3 | 435 |
| Calakmul | 253 | 19 | 7.5 | 234 | 325 | 74 | 22.8 | 251 | 213 | 15 | 7.0 | 198 | 3 | 213 | 18 | 8.5 | 195 |
| Palizada | 167 | 5 | 3.0 | 162 | 215 | 25 | 11.6 | 190 | 140 | 4 | 2.9 | 136 | 0 | 140 | 4 | 2.9 | 136 |
| Tenabo | 95 | 3 | 3.2 | 92 | 122 | 47 | 38.5 | 75 | 79 | 3 | 3.8 | 76 | 0 | 79 | 3 | 3.8 | 76 |
| Hechelchakán | 271 | 56 | 20.7 | 215 | 348 | 214 | 61.5 | 134 | 230 | 46 | 20.0 | 184 | 4 | 230 | 50 | 21.7 | 180 |
| TOTAL | 4,525 | 700 | 15.5 | 3,825 | 5,792 | 2,984 | 51.5 | 2,808 | 3,789 | 436 | 11.5 | 3,353 | 101 | 3,789 | 537 | 14.2 | 3,252 |

Avance al periodo Avance anual

| MUNICIPIO | INCORPORACIÓN | | | | ATENCIÓN | | | | ALFABETIZACIÓN (UCN INICIAL) | | | | UCN PRIMARIA Y SECUNDARIA | | | | LOGRO TOTAL | | | |
|----------------|---------------|--------------|-------------|--------------|--------------|--------------|-------------|--------------|------------------------------|-----------|------------|--------------|---------------------------|------------|-------------|--------------|--------------|------------|-------------|--------------|
| | META | LOGRO | EFIC. % | DESV. | META | LOGRO | EFIC. % | DESV. | META | LOGRO | EFIC. % | DESV. | META | LOGRO | EFIC. % | DESV. | META | LOGRO | EFIC. % | DESV. |
| Calkiní | 510 | 49 | 9.6 | 461 | 651 | 356 | 54.7 | 295 | 88 | 10 | 11.4 | 78 | 332 | 39 | 11.7 | 293 | 420 | 49 | 11.7 | 371 |
| Campeche | 1,534 | 273 | 17.8 | 1,261 | 1,963 | 932 | 47.5 | 1,031 | 230 | 10 | 4.3 | 220 | 1,053 | 131 | 12.4 | 922 | 1,283 | 141 | 11.0 | 1,142 |
| Hopelchén | 664 | 42 | 6.3 | 622 | 849 | 384 | 45.2 | 465 | 116 | 3 | 2.6 | 113 | 391 | 49 | 12.5 | 342 | 507 | 52 | 10.3 | 455 |
| Champotón | 971 | 217 | 22.3 | 754 | 1,242 | 808 | 65.1 | 434 | 128 | 13 | 10.2 | 115 | 687 | 77 | 11.2 | 610 | 815 | 90 | 11.0 | 725 |
| Escárcega | 752 | 97 | 12.9 | 655 | 962 | 465 | 48.3 | 497 | 103 | 1 | 1.0 | 102 | 537 | 79 | 14.7 | 458 | 640 | 80 | 12.5 | 560 |
| Candelaria | 755 | 106 | 14.0 | 649 | 968 | 386 | 39.9 | 582 | 99 | 0 | 0.0 | 99 | 531 | 47 | 8.9 | 484 | 630 | 47 | 7.5 | 583 |
| Carmen | 1,146 | 306 | 26.7 | 840 | 1,469 | 1,213 | 82.6 | 256 | 157 | 23 | 14.6 | 134 | 821 | 226 | 27.5 | 595 | 978 | 249 | 25.5 | 729 |
| Calakmul | 437 | 49 | 11.2 | 388 | 561 | 164 | 29.2 | 397 | 72 | 0 | 0.0 | 72 | 295 | 26 | 8.8 | 269 | 367 | 26 | 7.1 | 341 |
| Palizada | 275 | 8 | 2.9 | 267 | 353 | 82 | 23.2 | 271 | 38 | 0 | 0.0 | 38 | 192 | 4 | 2.1 | 188 | 230 | 4 | 1.7 | 226 |
| Tenabo | 143 | 8 | 5.6 | 135 | 183 | 79 | 43.2 | 104 | 18 | 3 | 16.7 | 15 | 107 | 6 | 5.6 | 101 | 125 | 9 | 7.2 | 116 |
| Hechelchakán | 493 | 85 | 17.2 | 408 | 631 | 384 | 60.9 | 247 | 95 | 2 | 2.1 | 93 | 330 | 70 | 21.2 | 260 | 425 | 72 | 16.9 | 353 |
| ESTATAL | 7,680 | 1,240 | 16.1 | 6,440 | 9,832 | 5,253 | 53.4 | 4,579 | 1,144 | 65 | 5.7 | 1,079 | 5,276 | 754 | 14.3 | 4,522 | 6,420 | 819 | 12.8 | 5,601 |

Avance anual por Programa

ADULTOS MAYORES 60 AÑOS Y MÁS

| CZ | ATENCIÓN | ALFABETIZADOS (UCN INICIAL) | | | UCN PRIMARIA Y SECUNDARIA | | | Total | | |
|--------------|------------|-----------------------------|-----------|------------|---------------------------|-----------|-------------|------------|-----------|-------------|
| | Logro | Meta | Logro | Efic. % | Meta | Logro | Efic. % | Meta | Logro | Efic. % |
| Calkiní | 53 | 19 | 2 | 10.5 | 10 | 4 | 40.0 | 29 | 6 | 20.7 |
| Campeche | 163 | 47 | 3 | 6.4 | 30 | 14 | 46.7 | 77 | 17 | 22.1 |
| Hopelchén | 57 | 23 | 1 | 4.3 | 11 | 6 | 54.5 | 34 | 7 | 20.6 |
| Champotón | 66 | 26 | 2 | 7.7 | 18 | 3 | 16.7 | 44 | 5 | 11.4 |
| Escárcega | 43 | 21 | 0 | 0.0 | 14 | 1 | 7.1 | 35 | 1 | 2.9 |
| Candelaria | 49 | 20 | 0 | 0.0 | 14 | 2 | 14.3 | 34 | 2 | 5.9 |
| Carmen | 80 | 32 | 5 | 15.6 | 22 | 7 | 31.8 | 54 | 12 | 22.2 |
| Calakmul | 21 | 15 | 0 | 0.0 | 7 | 1 | 14.3 | 22 | 1 | 4.5 |
| Palizada | 20 | 8 | 0 | 0.0 | 4 | 1 | 25.0 | 12 | 1 | 8.3 |
| Tenabo | 14 | 4 | 2 | 50.0 | 2 | 0 | 0.0 | 6 | 2 | 33.3 |
| Hecelchakán | 79 | 19 | 0 | 0.0 | 9 | 20 | 222.2 | 28 | 20 | 71.4 |
| Total | 645 | 234 | 15 | 6.4 | 141 | 59 | 41.8 | 375 | 74 | 19.7 |

INDIGENA

| CZ | ATENCIÓN | ALFABETIZADOS (UCN INICIAL) | | | UCN PRIMARIA Y SECUNDARIA | | | Total | | |
|--------------|------------|-----------------------------|----------|------------|---------------------------|-----------|-------------|------------|-----------|-------------|
| | Logro | Meta | Logro | Efic. % | Meta | Logro | Efic. % | Meta | Logro | Efic. % |
| Calkiní | 46 | 21 | 0 | 0.0 | 26 | 2 | 7.7 | 47 | 2 | 4.3 |
| Hopelchén | 83 | 32 | 1 | 3.1 | 19 | 11 | 57.9 | 51 | 12 | 23.5 |
| Calakmul | 30 | 15 | 0 | 0.0 | 7 | 1 | 14.3 | 22 | 1 | 4.5 |
| Hecelchakán | 81 | 22 | 0 | 0.0 | 18 | 4 | 22.2 | 40 | 4 | 10.0 |
| Total | 240 | 90 | 1 | 1.1 | 70 | 18 | 25.7 | 160 | 19 | 11.9 |

CERESO

| CZ | ATENCIÓN | Alfabetizados | | | UCN | | | Total | | |
|--------------|-----------|---------------|----------|-------------|-----------|----------|------------|-----------|----------|-------------|
| | Logro | Meta | Logro | Efic. % | Meta | Logro | Efic. % | Meta | Logro | Efic. % |
| Campeche | 48 | 6 | 1 | 16.7 | 34 | 1 | 2.9 | 40 | 2 | 5.0 |
| Carmen | 25 | 1 | 0 | 0.0 | 9 | 3 | 33.3 | 10 | 3 | 30.0 |
| Total | 73 | 7 | 1 | 14.3 | 43 | 4 | 9.3 | 50 | 5 | 10.0 |

CIEGOS Y DÉBILES VISUALES

| CZ | ATENCIÓN | Alfabetizados | | | UCN | | | Total | | |
|--------------|-----------|---------------|----------|---------|-----------|----------|-------------|-----------|----------|-------------|
| | Logro | Meta | Logro | Efic. % | Meta | Logro | Efic. % | Meta | Logro | Efic. % |
| Campeche | 19 | 0 | 0 | | 1 | 2 | 200.0 | 1 | 2 | 200.0 |
| Champotón | 0 | 0 | 0 | | 1 | 0 | 0.0 | 1 | 0 | 0.0 |
| Escárcega | 2 | 0 | 0 | | 3 | 1 | 33.3 | 3 | 1 | 33.3 |
| Carmen | 6 | 0 | 0 | | 5 | 0 | 0.0 | 5 | 0 | 0.0 |
| Total | 27 | 0 | 0 | | 10 | 3 | 30.0 | 10 | 3 | 30.0 |

PROMAJOVEN

| CZ | ATENCIÓN | Alfabetizados | | | UCN | | |
|--------------|------------|---------------|----------|-------------|-----------|-----------|-------------|
| | Logro | Meta | Logro | Efic. % | Meta | Logro | Efic. % |
| Calkiní | 18 | 1 | 0 | 0.0 | 4 | 1 | 25.0 |
| Campeche | 9 | 0 | 0 | | 13 | 1 | 7.7 |
| Hopelchén | 23 | 1 | 0 | 0.0 | 5 | 0 | 0.0 |
| Champotón | 45 | 1 | 1 | 100.0 | 10 | 4 | 40.0 |
| Escárcega | 6 | 1 | 0 | 0.0 | 7 | 0 | 0.0 |
| Candelaria | 22 | 1 | 0 | 0.0 | 7 | 1 | 14.3 |
| Carmen | 18 | 0 | 1 | | 12 | 4 | 33.3 |
| Calakmul | 17 | 1 | 0 | 0.0 | 5 | 3 | 60.0 |
| Palizada | 5 | 1 | 0 | 0.0 | 3 | 0 | 0.0 |
| Tenabo | 1 | 1 | 0 | 0.0 | 2 | 0 | 0.0 |
| Hecelchakán | 15 | 1 | 1 | 100.0 | 5 | 2 | 40.0 |
| Total | 179 | 9 | 3 | 33.3 | 73 | 16 | 21.9 |

PROGRAMA 10-14

| CZ | ATENCIÓN | UCN | | |
|--------------|------------|-----------|-----------|-------------|
| | Logro | Meta | Logro | Efic. % |
| Calkiní | 6 | 4 | 0 | 0.0 |
| Campeche | 72 | 21 | 4 | 19.0 |
| Hopelchén | 11 | 4 | 1 | 25.0 |
| Champotón | 73 | 17 | 4 | 23.5 |
| Escárcega | 24 | 5 | 1 | 20.0 |
| Candelaria | 44 | 10 | 5 | 50.0 |
| Carmen | 155 | 28 | 15 | 53.6 |
| Calakmul | 12 | 4 | 0 | 0.0 |
| Palizada | 8 | 2 | 0 | 0.0 |
| Tenabo | 1 | 2 | 1 | 50.0 |
| Hecelchakán | 7 | 2 | 1 | 50.0 |
| Total | 413 | 99 | 32 | 32.3 |

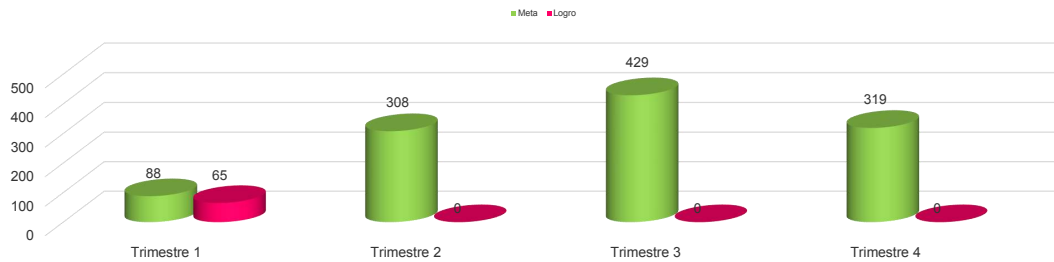
SEMAFORIZACIÓN

| | | |
|------------|------|-------|
| Óptimo | 100% | o más |
| Bueno | 90% | 99.9% |
| Regular | 70% | 89.9% |
| Deficiente | 0% | 69.9% |

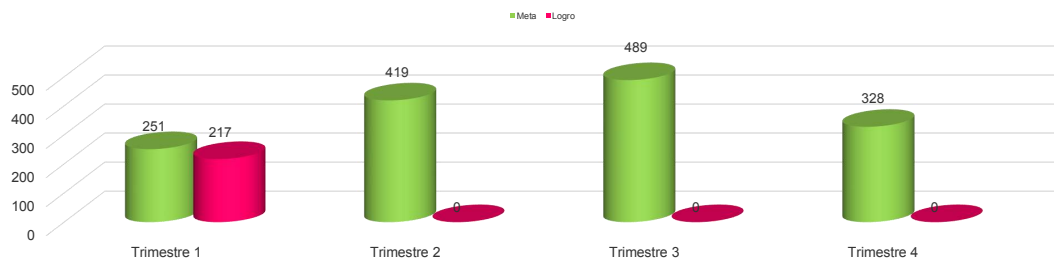
Avance estatal por trimestre

| Trimestre | Alfabetizados | | | UCN Primaria | | | UCN Secundaria | | | Total | | |
|-------------|---------------|-------|-------|--------------|-------|-------|----------------|-------|-------|-------|---------|--------|
| | Meta | Logro | Efic. | Meta | Logro | Efic. | Meta | Logro | Efic. | TOTAL | Logro T | Efic%. |
| Trimestre 1 | 88 | 65 | 73.9 | 251 | 217 | 86.5 | 611 | 537 | 87.9 | 950 | 819 | 86.2 |
| Trimestre 2 | 308 | 0 | 0.0 | 419 | 0 | 0.0 | 1,086 | 0 | 0.0 | 1,813 | 0 | 0.0 |
| Trimestre 3 | 429 | 0 | 0.0 | 489 | 0 | 0.0 | 1,211 | 0 | 0.0 | 2,129 | 0 | 0.0 |
| Trimestre 4 | 319 | 0 | 0.0 | 328 | 0 | 0.0 | 881 | 0 | 0.0 | 1,528 | 0 | 0.0 |
| Total | 1,144 | 65 | 5.7 | 1,487 | 217 | 14.59 | 3,789 | 537 | 14.17 | 6,420 | 819 | 12.76 |

Logro de alfabetización por trimestre



Logro de UCN Primaria por trimestre



Logro de UCN Secundaria por trimestre

